



CENSUS OF INDIA 1971

SERIES—29

LACCADIVE, MINICOY & AMINDIVI ISLANDS

PART II — C

SOCIAL AND CULTURAL TABLES

S. D. LAHKAR

OF THE INDIAN FRONTIER ADMINISTRATIVE SERVICE
ADMINISTRATOR & EX-OFFICIO DIRECTOR OF CENSUS OPERATIONS
L.M. & A ISLANDS

ERRATA

Page No.	Item	For	Read
12	Last line, column No. 7	123	3
17	Line 4	ground	grouped
39	Amini, age 21, Col. 3	21	29
64	Column No. 1 last line	10 itra	10 Bitra
73	Heading	(i) Chitia	(iv) Christians
73	Under Christians, All ages, column No. 14	Blank	1
76	Kadmat, All religions Column No.16 second line	42	..
	„ 3rd line	13	42
	„ 4th line	..	13
76	Kadmat, All religions Column No. 17 second line	1	..
	„ Fourth line	..	1
84	L. M. &A Islands (i) Illiterate column No. 6 less than 13	33	30
108	Table heading	PART A	F-IV PART A
129	Hindu literate, but less than Matriculate all ages, Column No. 6	blank	1
145	L. M. &A. Islands, Column No. 29	10926	12926
149	Agatti, Column No. 23	2	..
153	Para 2, 1st line	has spelt out	has been spelt out
155	heading	T. S. IV	S. T. IV

CONTENTS

	PAGES
ACKNOWLEDGEMENTS	iii
Introduction	1
Fly leaf to Table C-I	7
Table C-I Part A—Members of Households by relationship to head of household classified by age-groups	10
Table C-I Part B (i)—Households where the head is a male by relationship of members with the head	12
Table C-I Part B (ii)—Households where the head is a female by relationship of members with the head	14
Fly leaf to Table C-II	17
Table C-II—Age and marital status	18
Fly leaf to Table C-III	25
Table C-III Part A—Age, Sex and Education in all areas	26
Fly leaf to Table C-IV	31
Table C-IV—Single year age returns	33
C-IV Appendix—Distribution of persons by five year age groups	45
Fly leaf to Table C-V	49
Table C-V (Ai)—Distribution of languages (inclusive of mother tongues grouped under each) specified in the VIII Schedule to the Constitution of India	50
Table C-V A (ii)—Distribution of languages (inclusive of mother tongues grouped under each) specified in the VIII Schedule to the Constitution of India	51
Table C-V B (i)—Speakers of languages/mother tongues (inclusive of mother-tongues where grouped) other than those specified in Schedule VIII to the Constitution of India for Union Territory	52
Table C-V B (ii)—Speakers of languages/mother tongues (inclusive of mother tongues where grouped) other than those specified in Schedule VIII to the Constitution of India for Islands	53
Fly leaf to Table C-VI	55
Table C-VI — Bilingualism	56
Fly leaf to Table C-VII	57
Table C-VII—Religion	58
C-VII—Appendix—Details of religion shown under other religion and Persuation in main Table C-VII Religion	59
Fly leaf to Table C-VIII	61
Table C-VIII Part B—Scheduled Castes and Scheduled Tribes—Classification by literacy and industrial category of workers and non-workers according to main activity among Scheduled Tribes	65
C-VIII Part B Appendix—Scheduled Tribes classified by literates and illiterates	66
Fly leaf to Table F-I	69
Table F-I Part A—Distribution of currently married women and related births during the last year by religion, present age and age at marriage (Rural)	70
F-I Appendix—Distribution of currently married women and the related birthes during the last year by Scheduled Castes/ Scheduled Tribes, present age and age at marriage (Rural)	79
Fly leaf to Table F-II	83
Table F-II Part A—Distribution of currently married women and the related births during the last year by Education, present age and age at marriage (Rural)	84

Fly leaf to Table F-III	93
Table F-III Part A—Distribution of currently married women and the related births during the last year by religion, duration of marriage and age at marriage (Rural)	94
F-III Appendix—Distribution of currently married women and the related births during the last year by Scheduled Castes/ Scheduled Tribes, duration of marriage and age at marriage (Rural)	103
Fly leaf to Table F-IV	107
Table F-IV Part A—Distribution of currently married women and the related births during the last year by Education, duration of marriage and age at marriage (Rural)	108
Fly leaf to Table F-V	117
Table F-V—Distribution of currently married women and the related births during the last year by religion, Education groups, present age and age at marriage (Rural)	118
Fly leaf to Table ST. I	143
Table ST. I Part A—Industrial classification of persons at work and non-workers by sex for Scheduled Tribes (Rural)	144
Fly leaf to Table ST. II	147
Table ST. II — Age and Marital status for Scheduled Tribes	148
Fly leaf to Table ST. III	153
Table ST. III Part B—Education in rural areas only for Scheduled Tribes	154
Fly leaf to Table ST. IV	155
Table ST. IV— Persons not at work classified by sex, type of activity and educational levels for Scheduled Tribes	156
Fly leaf to Table ST. V	159
Table ST. V—Religion for Scheduled Tribes	160

ACKNOWLEDGEMENTS

This report presents the Social, Cultural and Fertility tables. Each table is prefaced by a brief introductory note, designed to be helpful for a clear grasp of the table. No attempt whatsoever has been made to analyse the data or offer comments thereon.

The sorting and initial tabulation were done in Regional Tabulation Office, Calicut and data were scrutinised and consolidated in the Central Tabulation unit of the Directorate of Census Operations, Kerala. I am grateful to the Director of Census Operations, Kerala and his colleagues for preparing the tables. My sincere thanks are also due to Shri B. T. Pillai, Deputy Director of Census Operations, Kerala for rendering all possible help to us.

Shri N. S. Mannadiar, former Assistant Director of Census Operations of L. M. & A. Islands, has prepared the draft of this volume. He is the very first person to whom my acknowledgement is due. I place on record my gratitude to him.

I appreciate Shri A. V. Ouseph, Statistical Assistant and Shri K. N. K. Mullakoya, Draftsman, for their best efforts to complete the work of this publication.

I express my gratitude to Shri R. B. Chari, Registrar General and Census Commissioner, India for his able guidance. I am also grateful to Shri. K. K. Chakravorty, Assistant Registrar General, for the pains taken by him in scrutinising the tables and the draft and clearing them for publication.

I am also thankful to the Manager, Government of India Press, Coimbatore and his colleagues for the interest taken by them in printing this volume.

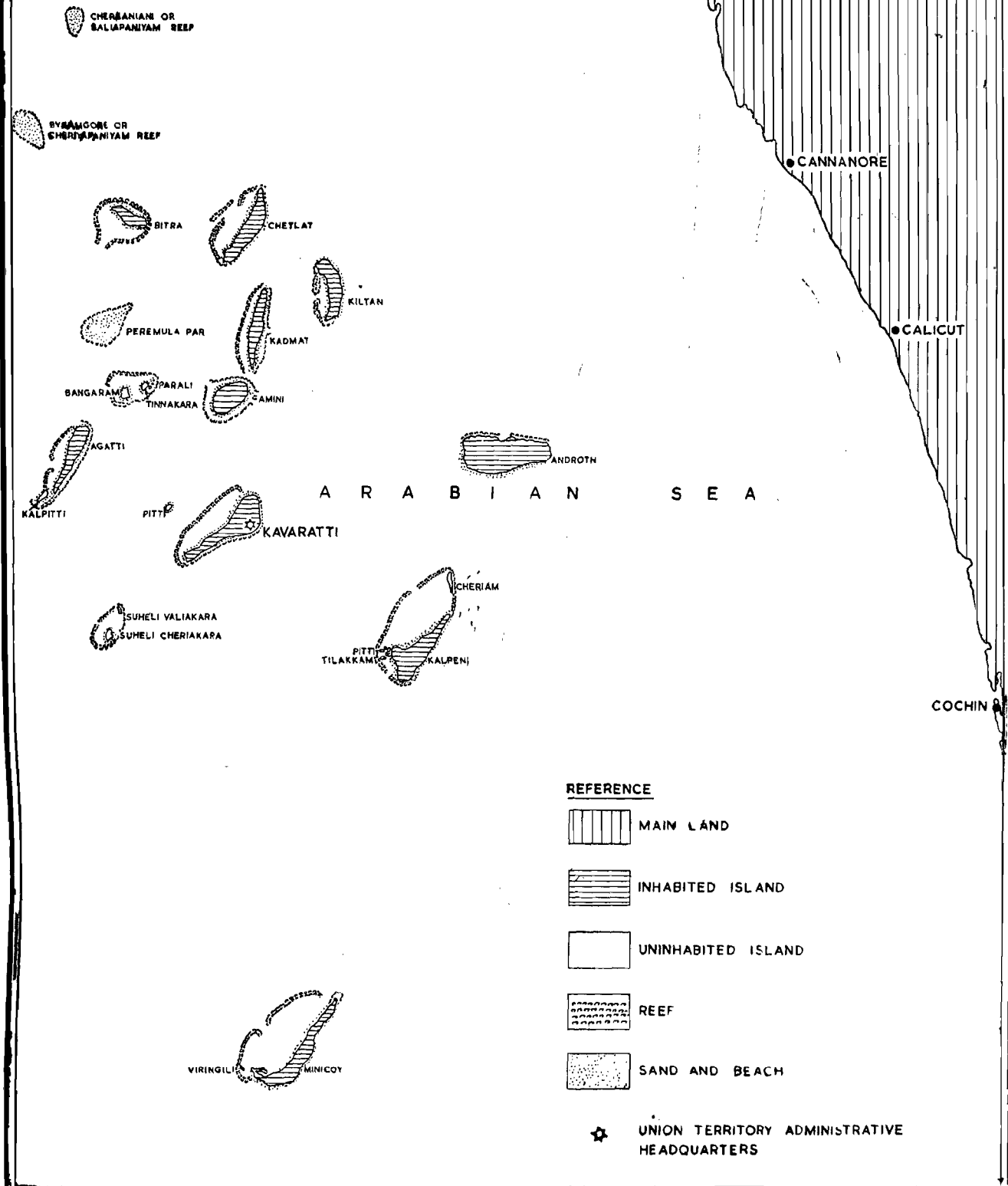
Kavaratti

16—7—1977







S. D. LAHKAR

LACCADIVE, MINICOY AND AMINDIVI ISLANDS

(NOTIONAL MAP)



REFERENCE

-  MAIN LAND
-  INHABITED ISLAND
-  UNINHABITED ISLAND
-  REEF
-  SAND AND BEACH
-  UNION TERRITORY ADMINISTRATIVE HEADQUARTERS

INTRODUCTION

This part of the 1971 Census Report presents the data relating to the Social and Cultural characteristics and fertility pattern of the population of Laccadive, Minicoy and Amindivi Islands. Special tables for Scheduled Castes and Tribes are also included in this volume. Social and cultural tables are presented under C. Series, Fertility tables under F. Series and special tables for Scheduled Tribes under ST Series. Social and Cultural Tables give data on the family composition, age, marital status, literacy, language, religion etc. and on Scheduled Tribes. Fertility Tables present statistics on the number of currently married women and the related births during the last year. Special tables for Scheduled Tribes show statistics on the classification of workers and non-workers, marital status, literacy, religion etc.

The publication contains the following tables :

Table C-I Part A	Members of households by relationship to head of household classified by age-groups.
Table C-I Part B (i)	Households where the head is a Male by relationship of members with the head.
Table C-I Part B (ii)	Households where the head is a Female by relationship of members with the head.
Table C-II	Age and Marital status
Table C-III Part A	Age, Sex and Education in all areas
Table C-IV	Single year age returns
Appendix to Table C-IV	Distribution of persons by five year age groups
Table C-V A (i)	Distribution of languages (inclusive of mother-tongues grouped under each) specified in schedule VIII to the Constitution of India for Union Territory.
Table C-V A (ii)	Distribution of languages (inclusive of mother-tongues grouped under each) specified in Schedule VIII to the Constitution of India for islands.
Table C-V B (i)	Speakers of languages/mother tongues (inclusive of mother-tongues where grouped) other than those specified in Schedule VIII to the Constitution of India, for Union Territory.
Table C-V B (ii)	Speakers of languages/mother tongues (inclusive of mother-tongues where grouped) other than those specified in Schedule VIII to the Constitution of India for islands.
Table C-VI	Bilingualism
Table C-VII	Religion
Appendix to Table C-VII	Details of religion shown under other religion and persuasion in main table C-VII religion.
Table C-VIII Part B	Scheduled Castes and Scheduled Tribes—Classification by Literacy and industrial category of workers and non-workers according to main activity among Scheduled Tribes.
Appendix to Table C-VIII Part B	Scheduled Tribes classified by literates and illiterates.
Table F-I Part A	Distribution of currently married women and the related births during the last year by religion, Present age and age at marriage (Rural).
Appendix to Table F-I	Distribution of currently married women and the related births during the last year by Scheduled Castes/Scheduled Tribes, present age and age at marriage (Rural).

Table F-II Part A	Distribution of currently married women and the related births during the last year by education, present age and age at marriage (Rural).
Table F-III Part A	Distribution of currently married women and the related births during the last year by religion, duration of marriage and age at marriage (Rural).
Appendix to Table F-III	Distribution of currently married women and the related births during the last year by Scheduled Castes and Scheduled Tribes, duration of marriage and age at marriage (Rural).
Table F-IV Part A	Distribution of currently married women and the related births during the last year by education, duration of marriage and age at marriage (Rural).
Table F-V	Distribution of currently married women and the related births during the last year by religion, education groups, present age and by age at marriage (Rural).
Table ST. I Part A	Industrial classification of persons at work and non-workers by sex for Scheduled Tribes (Rural).
Table ST. II	Age and Marital status for Scheduled Tribes.
Table ST. III Part B	Education in rural areas only for Scheduled Tribes.
Table ST. IV	Persons not at work classified by sex, type of activity and educational levels for Scheduled Tribes.
Table ST. V	Religion for Scheduled Tribes.

The inhabitants of L.M. & A Islands who and both of whose parents were born in those islands are treated as Scheduled Tribes. Thus the entire Union Territory has only one tribe. There is also no Scheduled Caste in this Union Territory. Hence Table C-VIII Part A and special tables for Scheduled Castes have not been prepared. Tables C-III Part B, F-I Part B, F-II Part B, F-III Part B, F-IV Part B ST. I Part B and ST. III Part A relate to Urban areas and these tables have not been processed as there is no Urban area in the territory.

All the tables in C-Series taken together correspond largely to the tables of 1961 Census. However, slight differences in regard to the particulars and mode of presentation can be observed especially in Tables C-I, C-III and C-V. The F-Series Tables are the new features of the 1971 Census and the data presented in this series will be of immense use to the planners and research scholars connected with family planning. ST series tables correspond to tables in SGT and ST series of 1961 Census with slight changes in the case of details collected and presented. This can be seen in tables ST. I, ST. III and ST. IV. Table on sample cultivating households and mother tongue and bilingualism have not been prepared in this census.

The tables have been presented for the Union Territory and each of the inhabited islands. The tables were prepared on full count based on the answers recorded in the individual enumeration slips against the following questions.

1. Q. 2 Relationship to head
2. Q. 3 Sex
3. Q. 4 Age
4. Q. 5 Marital status
5. Q. 6 For currently married women
 - (a) Age at marriage
 - (b) Any child born in the last one year
6. Q. 10 Religion
7. Q. 11 Scheduled Caste or Scheduled Tribe
8. Q. 12 Literacy (L or O)
9. Q. 13 Educational level
10. Q. 14 Mother tongue

11. Q. 15 Other Languages

12. Q. 16 Main activity

(a) Broad category } (i) Worker (C, AL, HHI, OW)
 } (ii) Non-worker, (H, ST,R,D,B,I,O)

(d) Nature of Industry Trade Pro-
 fession or Service

(e) Description of work

(f) Class of worker

The instructions given to the enumerators for collecting the information on the above questions are reproduced in Annexure I.

Each table of this publication is prefaced by a brief note, designed to be helpful for clear understanding of the table. No attempt whatsoever has been made to analyse the data or offer comments thereon.

SOCIAL AND CULTURAL TABLES

TABLE C-I

C-I Part A	MEMBERS OF HOUSEHOLDS BY RELATIONSHIP TO HEAD OF HOUSEHOLD CLASSIFIED BY BROAD AGE-GROUPS.
C-I Part B (i)	HOUSEHOLDS WHERE THE HEAD IS A MALE BY RELATIONSHIP OF MEMBERS WITH THE HEAD.
C-I Part B (ii)	HOUSEHOLDS WHERE THE HEAD IS A FEMALE BY RELATIONSHIP OF MEMBERS WITH THE HEAD.

Table C-I which has been prepared for Union Territory and islands based on full count from the population record has three parts viz. C-I Part A, C-I Part B(i) and C-I Part B(ii). These three tables are of great sociological interest indicating the extent of the joint family system and composition of households having married relations. The age distribution of the heads of the households and their relations classified by marital status will further help to study the future trend of the joint family system. The corresponding table C-I of the last census showed only the relationship to the head as "married sons" and "other married relations" and were not classified by broad age-groups.

A 'household' is defined as the entire group of persons who commonly live together and take their meals from a common mess unless the exigencies of work prevent them from doing so. A household can either be a one person household or a group of two or more persons. The members of the household may be related or unrelated persons or a combination of both.

Table C-I Part A presents data on the composition of households by relationship to the head of the household classified by three broad age groups viz. less than 30, 30-49 and 50+. Age not stated is included in 'All ages' Related and unrelated members of the households and the single member households have been shown separately. The relationship to the head of the household has been given for son, brother, Father, Mother and other males or other females separately for married persons and for other marital status combined. Among the married relations, the spouses of the heads of the households have been given separately.

Table C-I Part B (i) and (ii) taken together gives the distribution of households where the head is a Male/Female by relationship of members with the head of the household. The single member households, households with spouse living therein and households having related and unrelated persons have been shown separately.

C-I PART—A. MEMBERS OF HOUSEHOLDS BY RELATIONSHIP TO HEAD OF HOUSEHOLDS CLASSIFIED BY AGE-GROUP

Union Territory/Island	Age-group	Heads of households		Total household No. of households		Total household Population		Number of members by relationship to head										
		Males	Fe-males	Males	Fe-males	Males	Fe-males	Spouses of Heads of households			Married relations of Heads of Households					Other Males	Other Females	
								Males	Females	Son	Brother	Father	Mother	Other Males	Other Females			
1	2	3	4	5	6	7	8	9	10	11	12	13	14	15				
Laccadive, Minicoy & Amindivi Islands	All Ages	3,316	1,816	5,132	15,301	15,675	418	1,201	497	976	276	503	914	3,948				
	Less than 30	672	357	1,029	2,470	2,620	54	103	1	92	127	265	78	517				
	30—49	1,796	978	2,774	8,260	8,290	250	710	115	644	143	228	394	1,884				
	50+	845	481	1,326	4,568	4,762	114	388	381	240	6	10	442	1,546				
Minicoy	All Ages	154	717	871	2,249	2,907	259	76	51	26	27	37	179	644				
	Less than 30	38	112	150	310	414	38	11	1	9	15	24	11	47				
	30—49	78	342	420	1,126	1,357	135	51	7	14	11	13	74	240				
	50+	37	263	300	812	1,136	86	14	43	3	1	..	94	357				
Kalpeni	All Ages	373	155	528	1,561	1,558	27	124	32	84	25	46	113	369				
	Less than 30	74	35	109	253	251	2	8	..	7	9	21	10	51				
	30—49	190	85	275	834	834	20	66	6	52	14	23	46	175				
	50+	109	35	144	490	473	5	50	26	25	2	2	57	143				
Androth	All Ages	511	353	864	2,607	2,755	27	102	100	229	22	61	162	763				
	Less than 30	107	80	187	419	489	2	12	..	16	11	34	12	102				
	30—49	267	198	465	1,453	1,497	24	64	51	147	11	26	60	394				
	50+	136	75	211	734	766	1	26	49	66	..	1	90	266				
Agatti	All Ages	381	86	467	1,642	1,501	16	175	80	94	46	60	91	385				
	Less than 30	69	19	88	245	234	1	9	..	12	21	31	9	56				
	30—49	222	50	272	916	824	9	110	14	68	24	28	50	195				
	50+	90	17	107	481	443	6	56	66	14	1	1	32	134				
Kavaratti	All Ages	576	128	704	2,131	1,963	9	210	53	194	43	92	93	509				
	Less than 30	123	36	159	409	409	1	20	..	16	20	51	6	90				
	30—49	337	78	415	1,276	1,162	6	133	7	141	23	40	61	289				
	50+	116	14	130	446	392	2	57	46	37	..	1	26	130				
Amini	All Ages	494	146	640	2,263	2,112	38	135	55	205	53	100	157	626				
	Less than 30	100	26	126	343	317	4	14	..	8	20	47	9	72				
	30—49	245	84	329	1,098	1,049	27	77	9	123	31	48	50	273				
	50+	148	36	184	821	746	7	44	46	74	2	5	98	281				
Kadmat	All Ages	349	63	412	1,187	1,222	15	192	56	39	25	36	46	254				
	Less than 30	73	12	85	206	221	3	16	..	8	16	21	9	42				
	30—49	199	40	239	691	691	10	114	16	31	9	15	24	134				
	50+	77	11	88	290	310	2	62	40	13	78				
Kiltan	All Ages	276	76	352	1,031	994	7	113	43	60	24	44	41	233				
	Less than 30	52	19	71	193	179	..	5	..	11	9	22	8	36				
	30—49	148	47	195	551	537	6	56	3	40	15	22	17	116				
	50+	76	10	86	287	278	1	52	40	9	16	81				

C-I PART—A MEMBERS OF HOUSEHOLDS BY RELATIONSHIP TO HEAD OF HOUSEHOLDS CLASSIFIED BY AGE-GROUP—Contd.

Union Territory/Island	Age-group	Number of members by relationship to head															Single member household	
		Never married, widowed and divorced or separated relations					Unrelated persons					Males		Females				
		Son	Brother	Daughter	Sister	Father	Mother	Other Males	Other Females	Males	Females	Males	Females	Males	Females			
1	2	16	17	18	19	20	21	22	23	24	25	26	27					
Laccadive, Minicoy & Amindivi Islands	All Ages	3,587	867	2,987	799	81	502	4,292	3,882	77	37	327	95					
	Less than 30	426	482	389	380	29	123	494	480	15	6	110	22					
	30—49	2,483	335	2,043	310	45	333	2,012	1,778	43	26	158	37					
	50+	678	50	555	109	7	46	1,786	1,622	19	5	57	36					
Minicoy	All Ages	779	98	668	112	26	41	642	600	8	12	55	18					
	Less than 30	98	49	103	53	12	10	38	52	1	2	23	5					
	30—49	534	33	442	37	14	28	224	196	2	8	19	13					
	50+	147	16	123	22	..	3	380	352	5	2	12	..					
Kalpeni	All Ages	352	82	296	98	8	75	453	392	12	3	29	7					
	Less than 30	48	49	32	38	3	18	48	47	3	1	11	2					
	30—49	228	31	202	44	5	48	220	190	6	1	11	1					
	50+	76	2	62	16	..	9	185	155	3	1	7	4					
Androth	All Ages	517	138	432	126	3	85	884	822	14	11	35	22					
	Less than 30	96	76	96	53	1	23	95	87	3	2	12	6					
	30—49	380	50	292	46	1	56	452	413	10	8	15	7					
	50+	41	12	44	27	1	6	337	320	1	1	8	9					
Agatti	All Ages	387	102	322	68	11	42	432	363	2	..	21	6					
	Less than 30	29	50	32	41	2	13	52	33	6	2					
	30—49	270	50	222	21	8	27	199	171	2	..	13	2					
	50+	88	2	68	6	1	2	181	159	2	2					
Kavaratti	All Ages	427	154	347	132	8	63	546	474	28	8	77	11					
	Less than 30	52	101	47	75	3	11	82	78	5	1	25	2					
	30—49	307	50	247	49	5	47	319	272	29	7	40	5					
	50+	68	3	53	8	..	5	145	124	3	..	12	4					
Amini	All Ages	398	145	287	116	7	71	706	630	5	1	33	7					
	Less than 30	45	69	27	48	3	11	84	72	1	..	10	1					
	30—49	263	63	198	45	2	47	284	276	1	1	16	6					
	50+	90	13	62	23	2	13	398	282	3	..	6	..					
Kadmat	All Ages	337	54	299	67	3	48	261	262	2	1	32	3					
	Less than 30	21	30	24	40	2	16	43	50	1	..	12	2					
	30—49	246	23	213	25	1	31	131	118	1	1	17	1					
	50+	70	1	62	2	..	1	87	94	3	..					
Kiltan	All Ages	253	70	212	48	12	50	241	218	4	..	18	9					
	Less than 30	21	47	18	21	3	13	41	45	1	..	6	3					
	30—49	161	23	142	27	6	33	131	94	1	..	11	4					
	50+	71	..	52	..	3	4	69	79	2	..	1	2					

Chetlat
	128	19	114	29	3	25	121	116	2	1	21	9															
	16	7	9	9	3	7	7	13	5	3															
	86	11	77	15	3	15	51	46	13	4															
	26	1	28	5	..	3	63	57	3	2															
	All Ages																										
Bitra	
	9	5	10	3	..	2	6	5	6	3															
	..	4	1	2	..	1	4	3	1															
	8	1	8	1	..	1	1	2	2															
	1	..	1	1	3	1															
	All Ages																										
															
	8	1	8	1	..	1	1	2	2															
	1	..	1	1	3	1															
	All Ages																										
															
															
															

NOTE: —(1) There is no Urban area in Laccadive, Minicoy & Amindivi Islands.

(2) Age not stated is included in all ages.

C-1 PART B(i) HOUSEHOLDS WHERE THE HEAD IS A MALE BY RELATIONSHIP OF MEMBERS WITH THE HEAD

Union Territory/Island	Total Population	Total number of households	Single member households	Households with spouse living therein	Households having currently married relation of heads, as													
					Son	Brother	Son's wife	Brother's wife	Daughter	Sister	Sister's son	Daughter's husband	Sister's husband	Father	Mother	Other males	Other females	
1	2	3	4	5	6	7	8	9	10	11	12	13	14	15	16	17	18	19
Laccadive, Minicoy & Amindivi Islands	20,880	3,316	327	1,201	219	599	8	5	452	1,029	212	33	105	231	455	34	160	529
Minicoy	521	154	55	76	5	1	1	1	14	1	1	6	1	4	8
Kalpeni	2,365	373	29	124	14	62	..	1	47	122	27	9	15	17	43	7	29	65
Androth	3,493	511	35	102	18	132	1	1	32	212	68	..	11	19	60	10	18	143
Agatti	2,686	381	21	175	46	64	1	..	88	109	21	2	14	43	58	4	21	39
Kavaratti	3,494	576	77	210	32	122	1	1	53	184	23	3	14	41	90	4	26	72
Amini	3,575	494	33	135	28	117	1	1	55	196	48	3	25	52	100	3	27	115
Kadmat	2,104	349	32	192	36	29	1	..	78	67	7	7	10	25	36	1	14	31
Kiltan	1,690	276	18	113	23	44	54	88	10	1	12	23	43	1	12	29
Chetlat	858	177	21	64	16	25	2	..	25	46	7	1	3	8	21	4	9	25
Bitra	94	25	6	10	1	123	6	4	..	1	..	3	4	2

C-I PART B(i) HOUSEHOLDS WHERE THE HEAD IS A MALE BY RELATIONSHIP OF MEMBERS WITH THE HEAD—Contd.

Union Territory/Island	Households having never married, widowed, divorced or separated relations as															Household having unrelated persons		
	Son	Brother	Son's Wife	22	23	Broth-er's wife	24	25	26	27	28	29	30	31	32	33	Household having unrelated persons	
																	Males	Females
1	20	21	22	23	24	25	26	27	28	29	30	31	32	33	34	35		
Laccadive, Minicoy & Amindivi Islands	868	464	..	1	808	473	898	1	4	45	439	11	672	1,343	55	25		
Minicoy	53	5	45	3	1	3	1	18	17	3	6		
Kalpeni	89	52	81	67	107	1	1	7	68	1	91	159	7	2		
Androth	71	87	66	93	202	2	82	2	120	270	9	7		
Agatti	140	62	131	43	86	..	1	8	40	1	98	158	2	..		
Kavaratti	143	86	143	83	158	..	2	7	61	..	82	207	23	7		
Amni	95	86	..	1	95	89	169	7	69	1	110	241	5	1		
Kadmat	138	32	129	41	55	3	46	..	74	123	2	1		
Kiltan	92	38	75	35	84	8	48	2	41	107	3	..		
Chetlat	41	13	38	17	36	3	21	3	33	56	1	1		
Bitra	6	3	5	2	1	..	5	5		

C-J PART B(ii) HOUSEHOLDS WHERE THE HEAD IS A FEMALE BY RELATIONSHIP OF MEMBERS WITH THE HEAD

Union Territory/Island	Total Population	Total Number of household holds	Single member household holds	Households with spouse living therein	Households having currently married relations of heads, as														
					Son	Brother	Son's wife	Brother's wife	Daughter	Sister	Sister's son	Daughter's husband	Sister's husband	Father	Mother	Mother's brother	Other Males	Other Females	
1	2	3	4	5	6	7	8	9	10	11	12	13	14	15	16	17	18	19	
Laccadive, Minicoy & Amindivi Islands	10,096	1,816	95	416	140	69	10	7	618	155	10	108	40	45	48	10	23	125	
Minicoy	4,635	717	18	258	37	25	8	7	271	111	4	95	36	27	37	2	16	79	
Kalpeni	754	155	7	27	11	3	38	6	..	4	1	8	3	1	1	7	
Androth	1,869	353	22	27	52	20	143	16	3	2	..	3	1	5	3	21	
Agatti	457	86	6	16	8	7	28	3	..	2	..	3	2	3	
Kavaratti	600	128	11	9	2	3	32	4	2	2	1	
Amini	800	146	7	37	16	5	1	..	45	10	2	..	2	1	..	1	1	8	
Kadmat	305	63	3	15	6	..	1	..	21	3	1	3	1	1	
Kilban	335	76	9	7	4	2	17	1	..	1	..	1	1	..	1	2	
Chetlat	323	85	9	18	4	4	22	1	..	1	2	1	..	3	
Bitra	18	7	3	2	1	

C-I PART B(ii) HOUSEHOLDS WHERE THE HEAD IS A FEMALE BY RELATIONSHIP OF MEMBERS WITH THE HEAD—Contd.

Union Territory/Island	Households having never married, widowed, divorced or separated relations as															Households having unrelated persons		
	20	21	22	23	24	25	26	27	28	29	30	31	32	33	Other		34	35
															Son	Brother		
1	20	21	22	23	24	25	26	27	28	29	30	31	32	33	34	35		
Laccadive, Minicoy & Amindivi Islands	1,038	120	956	125	148	2	2	36	63	9	465	536	10	9		
Minicoy	381	80	352	84	96	1	2	26	38	9	232	287	3	6		
Kalpeni	92	11	92	5	6	1	..	1	7	..	30	25	2	1		
Androth	198	8	182	9	20	1	3	..	98	106	2	1		
Agatti	51	1	52	3	1	3	2	..	20	20		
Kavaratti	86	7	80	7	5	1	2	..	19	26	1	1		
Amini	102	6	77	6	12	2	..	26	36		
Kadmat	42	2	31	5	1	2	..	15	14		
Kiltan	42	4	43	2	4	4	2	..	13	10	1	..		
Chetlat	42	45	3	3	4	..	12	12	1	..		
Bitra	2	1	2	1	1		

AGE AND MARITAL STATUS

TABLE C-II

Table C-II gives the data on distribution of population both by age groups and marital status separately for each sex at Union Territory and island levels. The ages of the population are grouped into 0-9, 10-14 etc. quinquennial upto 69, 70+ and age not stated, cross classified into the following marital status

1. Never married
2. Married
3. Widowed
4. Divorced or Separated
5. Unspecified Status

A person married whether for the first time or another time has been treated as 'married'. The

married group will also include such persons whose marriage is recognised by custom or society and persons in stable defacto union. A 'widowed' person is one whose husband or wife is dead and who has not remarried. 'Divorced' or 'Separated' means a person who has been divorced in a lawful manner, either by a decree of a law court or by an accepted social or religious custom but who has not remarried or a person who has been separated from wife or husband and is living apart with no apparent intention of living together again. The marital status of a prostitute was entered as declared by her. There is no figure under 'unspecified status' in this territory.

The same table was prepared at the last census on full count and in 1951 on a 10% sample basis.

**C—II AGE AND MARITAL STATUS
UNION TERRITORY/ISLAND**

Age-group	Total Rural Urban	Total Population		Marital Status										Unspecified status	
		Persons	Males	Females	Never Married		Married		Widowed		Divorced or Separated		Males		Females
					Males	Females	Males	Females	Males	Females	Males	Females			
1	2	3	4	5	6	7	8	9	10	11	12	13	14	15	
LACCADIVE, MINICOY & AMINDIVI ISLANDS															
All Ages	R	31,810	16,078	15,732	9,416	7,048	6,213	7,002	261	1,076	188	606	
0—9	R	9,472	4,901	4,571	4,901	4,571	
10—14	R	3,510	1,919	1,591	1,919	1,523	..	62	6	
15—19	R	3,015	1,454	1,561	1,403	762	45	729	1	3	5	67	
20—24	R	2,790	1,267	1,523	763	114	474	1,293	1	4	29	112	
25—29	R	2,695	1,300	1,395	298	32	963	1,242	5	20	34	101	
30—34	R	2,135	1,114	1,021	81	16	994	904	7	27	32	74	
35—39	R	1,924	943	981	12	9	911	870	8	46	12	56	
40—44	R	1,499	755	744	14	8	708	598	14	74	19	64	
45—49	R	1,357	693	664	8	4	652	515	20	105	13	40	
50—54	R	1,029	523	506	7	3	470	327	32	153	14	23	
55—59	R	769	363	406	3	2	325	243	27	141	8	20	
60—64	R	734	365	369	3	2	312	128	43	211	7	28	
65—69	R	380	206	174	2	..	169	52	29	114	6	8	
70+	R	501	275	226	2	2	190	39	74	178	9	7	
Age not stated	R	
MINICOY															
All ages	R	5,342	2,433	2,909	1,624	1,276	735	1,255	50	252	24	126	
0—9	R	1,481	786	695	786	695	
10—14	R	635	316	319	316	313	..	5	1	
15—19	R	565	241	324	238	187	3	129	..	1	..	7	
20—24	R	524	206	318	168	53	35	234	..	1	3	30	
25—29	R	412	165	247	70	10	93	214	..	4	2	19	
30—34	R	323	142	181	18	2	121	157	..	6	3	16	
35—39	R	260	107	153	5	5	100	125	..	13	2	10	
40—44	R	254	89	165	9	3	76	126	1	20	3	16	
45—49	R	194	65	129	4	1	60	96	1	22	..	10	
50—54	R	220	83	137	5	3	72	76	3	49	3	9	
55—59	R	114	47	67	2	..	39	42	5	22	1	3	
60—64	R	167	69	98	1	2	53	32	12	59	3	5	

	1	2	3	4	5	6	7	8	9	10	11	12	13	14	15
55-59	31	33	21	1	10	1
60-64	.	.	.	26	27	24	9	2	16	..	2
65-69	.	.	.	20	13	14	2	6	10	..	1
70+	.	.	.	15	10	7	1	8	9
Age not stated
CHETLAT															
All Ages	.	.	1,200	590	610	282	221	286	304	9	45	13	40
0-9	.	.	328	160	168	160	168
10-14	.	.	86	47	39	47	36	..	3
15-19	.	.	85	37	48	36	14	1	30	4
20-24	.	.	94	39	55	20	1	19	48	6
25-29	.	.	105	42	63	13	1	28	53	1	9
30-34	.	.	92	49	43	3	1	43	38	..	1	3	3
35-39	.	.	95	50	45	1	..	46	40	1	3	2	2
40-44	.	.	79	42	37	1	..	39	30	..	4	2	3
45-49	.	.	65	36	29	33	24	1	4	2	1
50-54	.	.	56	30	26	26	15	3	10	1	1
55-59	.	.	47	20	27	19	15	..	6	1	6
60-64	.	.	28	18	10	17	3	1	4	..	3
65-69	.	.	12	7	5	1	..	6	2	..	2	..	1
70+	.	.	28	13	15	9	3	3	11	1	1
Age not stated
BITRA															
All Ages	.	.	112	56	56	20	15	35	34	..	4	1	3
0-9	.	.	21	11	10	11	10
10-14	.	.	7	3	4	3	3	..	1
15-19	.	.	11	5	6	5	5	1
20-24	.	.	12	5	7	1	..	4	6	1

25-29	11	9	2	2	9	2
30-34	R	9	3	6	6	2	6	1
35-39	R	8	2	6	6	2	5	1
40-44	R	3	1	2	2	1	2
45-49	R	13	8	5	5	..	1	8	3	1
50-54	R	6	2	4	4	2	4
55-59	R	6	4	2	2	..	1	4	1
60-64	R	1	1	1
65-69	R	1	..	1	1	1
70+	R	3	2	1	1	2	1
Age not stated	R

NOTE : (i) There is no Urban area in L. M. & A. Islands. Hence the figures for 'Total' are the same as those for 'Rural'.
(ii) There are no returns for 'Age not stated' in L. M. & A. Islands.

AGE, SEX AND EDUCATION

TABLE C-III

PART A—AGE, SEX AND EDUCATION IN ALL AREAS

Table C-III deals with the educational standards of population classified by sex and age groups, presented down to the island level. The quinquennial age groups are adopted upto and inclusive of age 24 and thereafter groupings are 25-34, 35+ and age not stated.

Table C-III has two parts, Part A for all areas, Part B for Urban areas. Since the Union Territory of L. M. & A. Islands is entirely rural the presentation of this table is limited to Table C-III Part A only. This table will measure the growth of literacy in the total population as well as in the different age-groups since the last Census.

The test for literacy in 1971 Census was the ability to read and write with understanding in any language. It was not necessary that a person who is literate should have received any formal education or should have passed any minimum educational standard. In the Union Territory of L. M. & A. Islands, the system of transliterating Malayalam language

in Arabic alphabets is very common especially among women folk. They can neither read or write Malayalam language nor understand the Arabic words, but for the purpose of communication they write Malayalam words in Arabic alphabets. Such persons were also treated as literates. All children in 0-4 age group were treated as illiterates. The test for education was that the person should have passed an examination as proof of educational level attained. For a person who was studying in a particular class, the highest educational level attained by him was the one that he had actually passed and not the one in which he was studying.

This table is analogous to Table C-III Part A of the 1961 Census with a slight difference in educational levels and age-groups. A Degree Holder and Technical Personnel card was canvassed during 1971 Census among all the Graduates and Technical Diploma or Certificate holders. This is being processed and published by the Registrar General, India, in a separate volume of Part VII of Census of India Publications.

All Ages	BITRA												
	112	56	56	27	37	18	16	8	3	2	1
0-4	12	5	7	5	7	1
5-9	9	6	3	2	..	4	3
10-14	7	3	4	3	4
15-19	11	5	6	..	2	1	3	3	1	1
20-24	12	5	7	..	1	3	4	2	2
25-34	20	12	8	8	6	2	2	1	..	1
35+	41	20	21	12	21	5	..	2	1
Age not stated

Note : † Includes figures for Educational levels not classifiable.
 There are no returns for age not stated in L.M. & A. Islands.

SINGLE YEAR AGE RETURNS

TABLE C-IV

This table gives the distribution of population in single year age for the entire population separately for each sex. The infants below one year have been shown against the Age 0.

This table corresponds to the table C-IV of the 1961 Census which was prepared on full count basis. Prior to 1961 Census this table was prepared on

sample basis. This is a very important demographic table which is used by the Census Actuary in computing mortality rates and for the preparation of life tables. Appendix to this table presents the sex-wise distribution of population for quinquennial age groups upto 99 and the grouping thereafter is 100+ and age not stated.

C-IV SINGLE YEAR AGE RETURNS
UNION TERRITORY/ISLAND

Age	Total	Males	Females	Age	Total	Males	Females
1	2	3	4	1	2	3	4
LACCADIVE, MINICOY & AMINDIVI ISLANDS							
All ages	31,810	16,078	15,732	47	93	50	43
0	934	492	442	48	326	174	152
1	926	456	470	49	52	32	20
2	999	527	472	50	738	353	385
3	1,070	568	502	51	41	26	15
4	1,049	547	502	52	133	79	54
5	1,075	544	531	53	49	27	22
6	923	482	441	54	68	38	30
7	874	433	441	55	468	210	258
8	869	468	401	56	73	38	35
9	753	384	369	57	40	16	24
10	850	458	392	58	159	81	78
11	459	250	209	59	29	18	11
12	947	547	400	60	599	294	305
13	600	317	283	61	20	13	7
14	654	347	307	62	71	34	37
15	671	354	317	63	22	10	12
16	638	319	319	64	22	14	8
17	497	241	256	65	247	137	110
18	811	356	455	66	30	15	15
19	398	184	214	67	23	14	9
20	858	365	493	68	70	37	33
21	325	153	172	69	10	3	7
22	712	304	408	70	202	109	93
23	457	221	236	71	6	4	2
24	438	224	214	72	14	8	6
25	962	425	537	73	6	3	3
26	503	239	264	74	4	2	2
27	307	157	150	75	84	46	38
28	720	361	359	76	8	4	4
29	203	118	85	77	2	1	1
30	1,105	566	539	78	12	6	6
31	144	91	53	79	1	1	..
32	449	228	221	80	82	44	38
33	207	108	99	81	2	2	..
34	230	121	109	82	4	1	3
35	887	415	472	83
36	305	150	155	84	1	..	1
37	179	90	89	85	29	15	14
38	453	233	220	86	2	1	1
39	100	55	45	87	2	2	..
40	979	489	490	88	1	1	..
41	57	38	19	89	1	1	..
42	251	116	135	90	19	13	6
43	132	66	66	91
44	80	46	34	92	3	1	2
45	731	362	369	93
46	155	75	80	94
				95	3	2	1
				96	1	..	1

Age	Total	Males	Females
1	2	3	4
LACCADIVE, MINICOY & AMINDIVI ISLANDS—Contd.			
97
98	1	1	..
99	1	..	1
100	5	2	3
101
102
103	1	1	..
104	1	1	..
105	3	3	..
Age not stated

MINICOY

All ages	5,342	2,433	2,909
0	174	94	80
1	105	50	55
2	153	98	55
3	173	101	72
4	145	76	69
5	150	83	67
6	177	88	89
7	144	69	75
8	150	78	72
9	110	49	61
10	139	71	68
11	110	54	56
12	174	96	78
13	130	66	64
14	82	29	53
15	154	77	77
16	105	45	60
17	85	33	52
18	122	43	79
19	99	43	56
20	199	72	127
21	75	31	44
22	94	30	64
23	95	41	54
24	61	32	29
25	173	60	113
26	86	35	51
27	40	20	20
28	80	30	50
29	33	20	13
30	172	71	101
31	36	22	14
32	48	22	26
33	30	13	17
34	37	14	23
35	121	45	76
36	37	16	21
37	39	18	21
38	49	19	30

Age	Total	Males	Females
1	2	3	4
39	14	9	5
40	190	64	126
41	9	4	5
42	28	10	18
43	17	7	10
44	10	4	6
45	122	38	84
46	19	5	14
47	12	6	6
48	34	12	22
49	7	4	3
50	184	63	121
51	11	4	7
52	13	7	6
53	2	1	1
54	10	8	2
55	69	19	50
56	17	12	5
57	5	2	3
58	18	10	8
59	5	4	1
60	151	60	91
61	2	2	..
62	7	3	4
63	3	..	3
64	4	4	..
65	46	29	17
66	5	3	2
67	10	7	3
68	8	4	4
69	4	3	1
70	47	26	21
71
72
73	1	..	1
74
75	11	8	3
76	3	2	1
77	1	1	..
78	1	1	..
79
80	34	21	13
81
82
83
84
85	6	2	4
86
87	1	1	..
88
89
90	7	6	1
91
92	1	..	1
93

Age	Total	Males	Females
1	2	3	4
MINICOY—Contd.			
94
95	2	1	1
96
97
98
99
100	3	..	3
101
102
103
104	1	1	..
105	1	1	..
Age not stated

KALPENI			
All ages	3,152	1,561	1,591
0	84	42	42
1	96	52	44
2	94	54	40
3	85	42	43
4	88	45	43
5	87	45	42
6	71	37	34
7	92	53	39
8	91	57	34
9	93	56	37
10	71	37	34
11	57	28	29
12	87	47	40
13	69	29	40
14	87	44	43
15	76	35	41
16	80	34	46
17	63	25	38
18	95	45	50
19	45	24	21
20	60	23	37
21	20	10	10
22	63	20	43
23	29	8	21
24	30	12	18
25	80	31	49
26	56	22	34
27	34	18	16
28	73	37	36
29	18	11	7
30	91	45	46
31	13	7	6
32	51	26	25
33	14	6	8
34	14	8	6
35	87	33	54
36	32	17	15
37	18	7	11

Age	Total	Males	Females
1	2	3	4
38	68	37	31
39	19	12	7
40	92	49	43
41	5	3	2
42	28	16	12
43	12	6	6
44	7	1	6
45	65	32	33
46	8	6	2
47	14	7	7
48	44	21	23
49	8	4	4
50	54	24	30
51	3	3	..
52	7	5	2
53	4	3	1
54	7	4	3
55	46	18	28
56	1	..	1
57	1	..	1
58	27	10	17
59	5	3	2
60	69	40	29
61	1	1	..
62	10	3	7
63	1	1	..
64	3	1	2
65	43	24	19
66	2	1	1
67	3	2	1
68	16	8	8
69	1	..	1
70	28	12	16
71
72	3	3	..
73
74	2	1	1
75	19	13	6
76
77	1	..	1
78	5	3	2
79
80	18	8	10
81
82	1	1	..
83
84
85	5	1	4
86
87
88
89	1	1	..
90
91

Age	Total	Males	Females
1	2	3	4
KALPENI—Contd.			
92
93
94
95
96
97
98	1	1	..
99
100
101
102
103
104
105
Age not stated

ANDROTH			
All Ages	5,425	2,668	2,757
0	206	111	95
1	161	71	90
2	189	94	95
3	234	120	114
4	174	85	89
5	219	97	122
6	173	88	85
7	192	102	90
8	125	56	69
9	163	82	81
10	143	74	69
11	87	44	43
12	156	96	60
13	105	53	52
14	110	59	51
15	131	72	59
16	92	36	56
17	96	50	46
18	138	64	74
19	72	32	40
20	136	54	82
21	58	23	35
22	142	65	77
23	76	39	37
24	68	37	31
25	153	71	82
26	64	24	40
27	54	28	26
28	131	66	65
29	32	16	16
30	177	88	89
31	26	17	9
32	65	36	29

Age	Total	Males	Females
1	2	3	4
33	47	22	25
34	37	18	19
35	140	59	81
36	43	15	28
37	23	10	13
38	72	32	40
39	11	6	5
40	153	86	67
41	14	12	2
42	31	15	16
43	26	13	13
44	14	8	6
45	116	53	63
46	23	8	15
47	15	8	7
48	39	19	20
49	7	4	3
50	116	63	53
51	4	3	1
52	18	13	5
53	9	5	4
54	8	3	5
55	73	33	40
56	8	4	4
57	13	6	7
58	20	11	9
59	4	3	1
60	83	32	51
61	3	2	1
62	7	1	6
63	2	1	1
64	2	1	1
65	31	20	11
66	3	2	1
67	1	..	1
68	6	5	1
69	1	..	1
70	27	13	14
71	1	..	1
72	2	..	2
73	3	1	2
74
75	7	2	5
76
77
78	1	..	1
79
80	7	1	6
81	1	1	..
82
83
84
85	4	3	1

Age	Total	Males	Females
1	2	3	4
ANDROTH—Contd.			
86
87
88
89
90
91
92
93
94
95
96
97
98
99
100	1	1	..
101
102
103
104
105
Age not stated
AGATTI			
All Ages	3,155	1,654	1,501
0	116	65	51
1	114	65	49
2	101	52	49
3	92	50	42
4	105	60	45
5	117	56	61
6	96	56	40
7	103	41	62
8	87	49	38
9	80	38	42
10	99	57	42
11	45	26	19
12	105	56	49
13	54	30	24
14	81	46	35
15	38	20	18
16	53	22	31
17	27	8	19
18	82	33	49
19	25	9	16
20	87	43	44
21	26	13	13
22	63	32	31
23	39	17	22
24	45	18	27
25	76	40	36
26	53	24	29
27	21	11	10

Age	Total	Males	Females
1	2	3	4
28	79	43	36
29	16	10	6
30	110	58	52
31	3	1	2
32	52	26	26
33	12	8	4
34	18	8	10
35	77	40	37
36	36	19	17
37	16	10	6
38	61	31	30
39	6	2	4
40	104	57	47
41	6	4	2
42	32	13	19
43	14	8	6
44	8	6	2
45	84	56	28
46	30	15	15
47	10	5	5
48	36	21	15
49	7	3	4
50	65	36	29
51	1	1	..
52	17	11	6
53	3	1	2
54	13	7	6
55	37	24	13
56	11	4	7
57	3	2	1
58	17	7	10
59	1	1	..
60	36	21	15
61	3	1	2
62	10	6	4
63	4	1	3
64	1	..	1
65	21	9	12
66	6	3	3
67
68	8	3	5
69	1	..	1
70	18	12	6
71
72
73
74
75	7	5	2
76	2	..	2
77
78	1	..	1
79
80	6	6	..
81

Age	Total	Males	Females
1	2	3	4
AGATTI—Contd.			
82	1	..	1
83
84
85	7	6	1
86
87
88
89
90	4	2	2
91
92
93
94
95	1	1	..
96
97
98
99
100
101
102
103	1	1	..
104
105	2	2	..
Age not stated			
KAVARATTI			
All Ages	4420	2442	1978
0	104	53	51
1	130	59	71
2	130	59	71
3	143	70	73
4	146	78	68
5	164	81	83
6	115	66	49
7	101	57	44
8	123	72	51
9	74	41	33
10	128	73	55
11	66	39	27
12	129	75	54
13	62	35	27
14	82	48	34
15	66	38	28
16	105	62	43
17	77	38	39
18	131	64	67
19	46	22	24
20	130	61	69
21	53	29	24
22	121	60	61
23	89	48	41
24	76	44	32
25	148	90	58

Age	Total	Males	Females
1	2	3	4
26	84	49	35
27	61	33	28
28	121	74	47
29	31	22	9
30	168	103	65
31	26	20	6
32	77	49	28
33	39	25	14
34	41	22	19
35	148	83	65
36	41	27	14
37	37	25	12
38	53	26	27
39	15	7	8
40	122	68	54
41	8	7	1
42	34	17	17
43	17	7	10
44	11	9	2
45	99	52	47
46	15	10	5
47	12	8	4
48	42	26	16
49	9	8	1
50	89	50	39
51	4	4	..
52	15	11	4
53	3	2	1
54	1	..	1
55	66	32	34
56	4	1	3
57	5	..	5
58	18	10	8
59	2	2	..
60	76	41	35
61	2	1	1
62	8	5	3
63	1	1	..
64	2	2	..
65	23	13	10
66	2	2	..
67	2	..	2
68	4	2	2
69
70	20	11	9
71
72	1	..	1
73
74	1	1	..
75	11	4	7
76	1	1	..
77
78
79	1	1	..

Age	Total	Males	Females
1	2	3	4
KAVARATTI—Contd.			
80	1	1	..
81	1	1	..
82	1	..	1
83
84
85	1	1	..
86	1	1	..
87	1	1	..
88
89
90	1	1	..
91
92
93
94
95
96
97
98
99	1	..	1
100
101
102
103
104
105
Age not stated

AMINI			
All Ages	4,542	2,430	2,112
0	91	49	42
1	121	56	65
2	149	73	76
3	137	74	63
4	169	91	78
5	152	75	77
6	135	66	69
7	94	48	46
8	125	69	56
9	88	45	43
10	129	74	55
11	40	25	15
12	135	86	49
13	91	61	30
14	92	59	33
15	105	62	43
16	95	62	33
17	91	67	24
18	107	53	54
19	65	32	33
20	113	59	54
21	47	21	18

Age	Total	Males	Females
1	2	3	4
22	97	50	47
23	67	36	31
24	76	44	32
25	141	60	81
26	67	33	34
27	44	19	25
28	104	50	54
29	38	20	18
30	168	95	73
31	26	18	8
32	62	28	34
33	34	15	19
34	39	21	18
35	119	55	64
36	54	25	29
37	22	12	10
38	55	35	20
39	16	10	6
40	130	64	66
41	8	4	4
42	43	22	21
43	22	13	9
44	14	9	5
45	74	43	31
46	38	18	20
47	17	8	9
48	52	26	26
49	7	4	3
50	101	52	49
51	9	7	2
52	39	21	18
53	18	8	10
54	14	7	7
55	57	28	29
56	19	12	7
57	7	3	4
58	21	12	9
59	9	4	5
60	82	45	37
61	6	5	1
62	15	9	6
63	5	3	2
64	4	1	3
65	29	11	18
66	7	1	6
67	3	2	1
68	15	8	7
69	2	..	2
70	30	16	14
71	4	4	..
72	5	2	3
73	1	1	..
74	1	..	1
75	14	6	8

Age	Total	Males	Females	Age	Total	Males	Females
1	2	3	4	1	2	3	4
AMINI—Contd.							
76	2	1	1	18	44	21	23
77	19	21	8	13
78	3	2	1	20	48	15	33
79	21	16	4	12
80	8	4	4	22	55	18	37
81	23	29	15	14
82	1	..	1	24	37	15	22
83	25	73	28	45
84	26	45	22	23
85	2	1	1	27	19	9	10
86	28	54	27	27
87	29	16	8	8
88	30	98	45	53
89	31	3	3	..
90	1	..	1	32	36	17	19
91	33	13	5	8
92	2	1	1	34	15	8	7
93	35	70	38	32
94	36	30	14	16
95	37	10	4	6
96	38	45	27	18
97	39	10	4	6
98	40	65	40	25
99	41	1	1	..
100	1	1	..	42	22	7	15
101	43	7	2	5
102	44	6	4	2
103	45	65	31	34
104	46	14	5	9
105	47	6	4	2
Age not stated	48	33	23	10
				49	4	3	1
				50	41	22	19
				51	2	2	..
				52	8	2	6
				53	3	2	1
				54	10	7	3
				55	32	16	16
				56	7	1	6
				57	3	1	2
				58	17	9	8
				59	2	..	2
				60	39	20	19
				61
				62	2	..	2
				63	4	3	1
				64	4	3	1
				65	21	11	10
				66	1	..	1
				67	2	1	1
				68	7	5	2
				69
				70	8	6	2
				71	1	..	1
KADMAT							
All ages	2,416	1,192	1,224				
0	69	38	31				
1	94	54	40				
2	92	48	44				
3	97	49	48				
4	92	45	47				
5	99	53	46				
6	67	39	28				
7	59	22	37				
8	78	40	38				
9	61	31	30				
10	62	29	33				
11	16	9	7				
12	74	38	36				
13	42	15	27				
14	49	29	20				
15	53	28	25				
16	51	31	20				
17	27	4	23				

Age	Total	Males	Females
1	2	3	4
KADMAT—Contd.			
72	1	1	..
73
74
75	3	1	2
76
77
78	1	..	1
79
80	2	1	1
81
82
83
84
85
86	1	..	1
87
88	1	1	..
89
90
91
92
93
94
95
96	1	..	1
97
98
99
100
101
102
103
104
105
Age not stated
KILTAN			
All Ages	2,046	1,052	994
0	51	24	27
1	60	30	30
2	55	31	24
3	71	42	29
4	85	44	41
5	55	34	21
6	66	32	34
7	60	25	35
8	59	33	26
9	53	27	26
10	55	31	24
11	27	17	10
12	63	40	23
13	30	18	12

Age	Total	Males	Females
1	2	3	4
14	54	26	28
15	33	15	18
16	33	14	19
17	21	10	11
18	58	24	34
19	12	7	5
20	61	25	36
21	16	10	6
22	48	21	27
23	21	11	10
24	18	9	9
25	77	30	47
26	30	20	10
27	19	12	7
28	43	19	24
29	12	7	5
30	65	33	32
31	7	2	5
32	34	15	19
33	10	8	2
34	20	14	6
35	75	38	37
36	13	5	8
37	9	3	6
38	23	13	10
39	7	3	4
40	70	36	34
41	4	1	3
42	14	7	7
43	12	5	7
44	7	3	4
45	67	39	28
46	5	5	..
47	3	1	2
48	15	7	8
49	2	1	1
50	36	18	18
51	6	2	4
52	9	3	6
53	6	5	1
54	4	1	3
55	46	21	25
56	4	4	..
57	2	1	1
58	13	8	5
59	1	1	..
60	38	20	18
61	2	..	2
62	11	6	5
63	2	..	2
64
65	25	15	10
66	2	1	1
67	2	2	..

Age	Total	Males	Females
1	2	3	4
KILTAN—Contd.			
68	4	2	2
69
70	10	5	5
71
72	1	1	..
73	1	1	..
74
75	3	3	..
76
77
78
79
80	5	2	3
81
82
83
84
85	1	1	..
86
87
88
89
90	4	2	2
91
92
93
94
95
96
97
98
99
100
101
102
103
104
105
Age not stated
CHETLAT			
All Ages	1,200	590	610
0	35	16	19
1	44	18	26
2	33	16	17
3	36	19	17
4	43	22	21
5	31	19	12
6	22	9	13
7	27	14	13
8	28	12	16
9	29	15	14
10	22	11	11

Age	Total	Males	Females
1	2	3	4
11	10	7	3
12	22	12	10
13	17	10	7
14	15	7	8
15	14	7	7
16	22	12	10
17	9	6	3
18	31	8	23
19	9	4	5
20	22	12	10
21	11	4	7
22	24	6	18
23	11	5	6
24	26	12	14
25	38	14	24
26	17	9	8
27	13	5	8
28	31	11	20
29	6	3	3
30	53	27	26
31	4	1	3
32	18	7	11
33	8	6	2
34	9	8	1
35	45	23	22
36	18	11	7
37	3	1	2
38	27	13	14
39	2	2	..
40	50	24	26
41	2	2	..
42	19	9	10
43	5	5	..
44	3	2	1
45	32	14	18
46	2	2	..
47	2	1	1
48	28	18	10
49	1	1	..
50	48	23	25
51	1	..	1
52	6	6	..
53
54	1	1	..
55	37	16	21
56	2	..	2
57	1	1	..
58	7	3	4
59
60	24	14	10
61	1	1	..
62	1	1	..
63

Age	Total	Males	Females
1	2	3	4
CHETLAT—Contd.			
64	2	2	..
65	7	5	2
66	2	2	..
67
68	2	..	2
69	1	..	1
70	13	7	6
71
72	1	1	..
73
74
75	7	3	4
76
77
78
79
80	1	..	1
81
82
83
84	1	..	1
85	3	..	3
86
87
88
89
90	2	2	..
91
92
93
94
95
96
97
98
99
100
101
102
103
104
105
Age not stated
BITRA			
All Ages	112	56	56
0	4	..	4
1	1	1	..
2	3	2	1
3	2	1	1
4	2	1	1
5	1	1	..
6	1	1	..

Age	Total	Males	Females
1	2	3	4
7	2	2	..
8	3	2	1
9	2	..	2
10	2	1	1
11	1	1	..
12	2	1	1
13
14	2	..	2
15	1	..	1
16	2	1	1
17	1	..	1
18	3	1	2
19	4	3	1
20	2	1	1
21	3	..	3
22	5	2	3
23	1	1	..
24	1	1	..
25	3	1	2
26	1	1	..
27	2	2	..
28	4	4	..
29	1	1	..
30	3	1	2
31
32	6	2	4
33
34
35	5	1	4
36	1	1	..
37	2	..	2
38
39
40	3	1	2
41
42
43
44
45	7	4	3
46	1	1	..
47	2	2	..
48	3	1	2
49
50	4	2	2
51
52	1	..	1
53	1	..	1
54
55	5	3	2
56
57
58	1	1	..
59
60	1	1	..

Age	Total	Males	Females
1	2	3	4
BITRA—Contd.			
61
62
63
64
65	1	..	1
66
67
68
69
70	1	1	..
71
72
73
74
75	2	1	1
76
77
78
79
80
81
82

Age	Total	Males	Females
1	2	3	4
83
84
85
86
87
88
89
90
91
92
93
94
95
96
97
98
99
100
101
102
103
104
105
Age not stated

Note (i) There is no Urban Area in LMA Islands. Hence the figures for 'Total' are the same as those for 'Rural'.

(ii) There are no returns for 'Age not stated' in L.M & A Islands.

C-IV SINGLE YEAR AGE RETURNS

APPENDIX

Distribution of Persons by five year Age Groups
Union Territory/Island

Age Group	Total	Males	Females	Age Group	Total	Males	Females
1	2	3	4	1	2	3	4
LACCADIVE, MINICOY & AMINDIVI ISLANDS							
All Ages	31,810	16,078	15,732	75-79	16	12	4
0-4	4,978	2,590	2,388	80-84	34	21	13
5-9	4,494	2,311	2,183	85-89	7	3	4
10-14	3,510	1,919	1,591	90-94	8	6	2
15-19	3,015	1,454	1,561	95-99	2	1	1
20-24	2,790	1,267	1,523	100+	5	2	3
25-29	2,695	1,300	1,395	Age not stated
30-34	2,135	1,114	1,021	KALPENI			
35-39	1,924	943	931	All Ages	3,152	1,561	1,591
40-44	1,499	755	744	0-4	447	235	212
45-49	1,357	693	664	5-9	434	248	186
50-54	1,029	523	506	10-14	371	185	186
55-59	769	363	406	15-19	359	163	196
60-64	734	365	369	20-24	202	73	129
65-69	380	206	174	25-29	261	119	142
70-74	232	126	106	30-34	183	92	91
75-79	107	58	49	35-39	224	106	118
80-84	89	47	42	40-44	144	75	69
85-89	35	20	15	45-49	139	70	69
90-94	22	14	8	50-54	75	39	36
95-99	6	3	3	55-59	80	31	49
100+	10	7	3	60-64	84	46	38
Age not stated	65-69	65	35	30
MINICOY				70-74	33	16	17
All Ages	5,342	2,433	2,909	75-79	25	16	9
0-4	750	419	331	80-84	19	9	10
5-9	731	367	364	85-89	6	2	4
10-14	635	316	319	90-94
15-19	565	241	324	95-99	1	1	..
20-24	524	206	318	100+
25-29	412	165	247	Age not stated
30-34	323	142	181	ANDROTH			
35-39	260	107	153	All Ages	5,425	2,668	2,757
40-44	254	89	165	0-4	964	481	483
45-49	194	65	129	5-9	872	425	447
50-54	220	83	137	10-14	601	326	275
55-59	114	47	67	15-19	529	254	275
60-64	167	69	98	20-24	480	218	262
65-69	73	46	27	25-29	434	205	229
70-74	48	26	22	30-34	352	181	171

Age Group	Total	Males	Females
1	2	3	4
ANDROTH—Contd.			
35—39	289	122	167
40—44	238	134	104
45—49	200	92	108
50—54	155	87	68
55—59	118	57	61
60—64	97	37	60
65—69	42	27	15
70—74	33	14	19
75—79	8	2	6
80—84	8	2	6
85—89	4	3	1
90—94
95—99
100+	1	1	..
Age not stated
AGATTI			
All Ages	3,155	1,654	1,501
0—4	528	292	236
5—9	483	240	243
10—14	384	215	169
15—19	225	92	133
20—24	260	123	137
25—29	245	128	117
30—34	195	101	94
35—39	196	102	94
40—44	164	88	76
45—49	167	100	67
50—54	99	56	43
55—59	69	38	31
60—64	54	29	25
65—69	36	15	21
70—74	18	12	6
75—79	10	5	5
80—84	7	6	1
85—89	7	6	1
90—94	4	2	2
95—99	1	1	..
100+	3	3	..
Age not stated
KAVARATTI			
All Ages	4,420	2,442	1,978
0—4	653	319	334
5—9	577	317	260
10—14	467	270	197
15—19	425	224	201
20—24	469	242	227
25—29	445	268	177
30—34	351	219	132
35—39	294	168	126
40—44	192	108	84

Age Group	Total	Males	Females
1	2	3	4
45—49	177	104	73
50—54	112	67	45
55—59	95	45	50
60—64	89	50	39
65—69	31	17	14
70—74	22	12	10
75—79	13	6	7
80—84	3	2	1
85—89	3	3	..
90—94	1	1	..
95—99	1	..	1
100+
Age not stated
AMINI			
All Ages	4,542	2,430	2,112
0—4	667	343	324
5—9	594	303	291
10—14	487	305	182
15—19	463	276	187
20—24	400	218	182
25—29	394	182	212
30—34	329	177	152
35—39	266	137	129
40—44	217	112	105
45—49	188	99	89
50—54	181	95	86
55—59	113	59	54
60—64	112	63	49
65—69	56	22	34
70—74	41	23	18
75—79	19	9	10
80—84	9	4	5
85—89	2	1	1
90—94	3	1	2
95—99
100+	1	1	..
Age not stated
KADMAT			
All Ages	2,416	1,192	1,224
0—4	444	234	210
5—9	364	185	179
10—14	243	120	123
15—19	196	92	104
20—24	185	67	118
25—29	207	94	113
30—34	165	78	87
35—39	165	87	78
40—44	101	54	47
45—49	122	66	56
50—54	64	35	29
55—59	61	27	34
60—64	49	26	23

Age Group	Total	Males	Females
1	2	3	4
KADMAT—Contd.			
65—69	31	17	14
70—74	10	7	3
75—79	4	1	3
80—84	2	1	1
85—89	2	1	1
90—94
95—99	1	..	1
100+
Age not stated
BILTAN			
All Ages	2,046	1,052	994
0—4	322	171	151
5—9	293	151	142
10—14	229	132	97
15—19	157	70	87
20—24	164	76	88
25—29	181	88	93
30—34	136	72	64
35—39	127	62	65
40—44	107	52	55
45—49	92	53	39
50—54	61	29	32
55—59	66	35	31
60—64	53	26	27
65—69	33	20	13
70—74	12	7	5
75—79	3	3	..
80—84	5	2	3
85—89	1	1	..
90—94	4	2	2
95—99
100+
Age not stated
CHETLAT			
All Ages	1,200	590	610
0—4	191	91	100
5—9	137	69	68
10—14	86	47	39
15—19	85	37	48

Age Group	Total	Males	Females
1	2	3	4
20—24	94	39	55
25—29	105	42	63
30—34	92	49	43
35—39	95	50	45
40—44	79	42	37
45—49	65	36	29
50—54	56	30	26
55—59	47	20	27
60—64	28	18	10
65—69	12	7	5
70—74	14	8	6
75—79	7	3	4
80—84	2	..	2
85—89	3	..	3
90—94	2	2	..
95—99
100+
Age not stated
BITRA			
All Ages	112	56	56
0—4	12	5	7
5—9	9	6	3
10—14	7	3	4
15—19	11	5	6
20—24	12	5	7
25—29	11	9	2
30—34	9	3	6
35—39	8	2	6
40—44	3	1	2
45—49	13	8	5
50—54	6	2	4
55—59	6	4	2
60—64	1	1	..
65—69	1	..	1
70—74	1	1	..
75—79	2	1	1
80—84
85—89
90—94
95—99
100+
Age not stated

Note : There is no Urban area in L.M. & A. Islands. Hence the figures for 'Total' are the same as those for 'Rural'.

MOTHER—TONGUE

TABLE C-V

- Part A: Distribution of languages (inclusive of mother-tongues grouped under each) specified in Schedule VIII to the Constitution of India.
- Part B: Speakers of languages/mother-tongues (inclusive of mother-tongues where grouped) other than those specified in Schedule VIII to the Constitution of India.

These tables correspond to the all-India language tables of the census of India 1951 published in Census of India Paper I of 1954 and the language tables C-V of the census of India 1961 published in volume I Part II-C(ii)-Language tables and volume XXI-Laccadive, Minicoy and Amindivi Islands Part II-C Cultural and Migration tables.

The question on mother-tongues at the 1971 Census and instructions to enumerators were as follows.

Question 14: Mother-tongue

Definition:—Mother-tongue is the language spoken in childhood by the person's mother to the person. If the mother died in infancy, the language mainly spoken in the person's home in childhood will be the mother-tongue. In the case of infants and deaf mutes the language usually spoken by the mother shall be recorded.

Record mother-tongue in full whatever be the name of the language as returned and avoid use of abbreviations. You are not expected to determine if the language returned by a person is the dialect of another major language and so on. You should not try to establish any relationship between religion and mother-tongue. You are bound to record the language as returned by the person as his mother-tongue and you should not enter into any argument with him and try to record anything other than what is returned. If you have reason to suspect that in any area due to any organised movement, mother-tongue was not being truthfully returned, you should record the mother-tongue as actually returned by the respondent and make a report to your superior Census Officers for verification. You are not authorised to make any correction on your own.

Table C-V Part A. is in two sections: (i) Showing the distribution of speakers of languages (inclusive of mother-tongues grouped under each) specified in Schedule VIII to the Constitution of India for the Union Territory by sex and (ii) showing the distribution of speakers of these languages for Union Territory and ten islands by sex.

Table C-V Part B. presents speakers of languages/mother-tongues (inclusive of mother-tongues where grouped) other than those shown under Part A for the Union Territory and islands. This table is also being presented in two sections (i) showing the speakers of these languages/Mother-tongues for the Union Territory by sex, and (ii) showing the distribution of these languages/mother-tongues for Union Territory and its islands by sex.

In both parts A and B, mother-tongues have been grouped in some cases under the relevant language(s). This has been done on the basis of information readily available or in the light of studies already made. Those 'identifiable' mother-tongues which returned 10,000 or more speakers each at the all-India level have been grouped in parts A and B as shown below:

Part A
HINDI — Bhojpuri
Part B — —

All other mother-tongues falling under Part B and which returned less than 10,000 speakers each at the all-India level or were not 'identifiable' on the basis of information available as of date are included in the category 'Others' occurring as the last entry in Part B.

C-V PART A(3)—DISTRIBUTION OF LANGUAGES (INCLUSIVE OF MOTHER-TONGUES GROUPED UNDER EACH) SPECIFIED IN SCHEDULE VIII TO THE CONSTITUTION OF INDIA FOR UNION TERRITORY

Union Territory	Total		Assamese		Bengali		Gujarati		Hindi		Kannada		Kashmiri		Malayalam							
	Urban	Rural	Per-sons	Fe-males	Per-sons	Fe-males	Per-sons	Fe-males	Per-sons	Fe-males	Per-sons	Fe-males	Per-sons	Fe-males	Per-sons	Fe-males						
1	2	3	4	5	6	7	8	9	10	11	12	13	14	15	16	17	18	19	20	21	22	23
Laccadive, Minicoy & Amindivi Islands	Rural	4	3	1	1	1	62	47	15	15	9	6	26,689	13,831	12,858

Union Territory	Total		Marathi		Oriya		Punjabi		Sanskrit		Sindhi		Tamil		Telugu		Urdu								
	Urban	Rural	Per-sons	Fe-males	Per-sons	Fe-males	Per-sons	Fe-males	Per-sons	Fe-males	Per-sons	Fe-males	Per-sons	Fe-males	Per-sons	Fe-males	Per-sons	Fe-males							
1	2	24	25	26	27	28	29	30	31	32	33	34	35	36	37	38	39	40	41	42	43	44	45	46	47
Laccadive, Minicoy & Amindivi Islands	Rural	8	4	4	5	5	113	69	44	6	4	2	32	16	16

Note:— (1) There is no urban area in L.M. & A. Islands. Hence the figures for "Total" are the same as those for "Rural".

(2) The L.M. & A. Islands are treated as one District.

C-V PART B(i)—SPEAKERS OF LANGUAGES/MOTHER-TONGUES (INCLUSIVE OF MOTHER-TONGUES WHERE GROUPED) OTHER THAN THOSE SPECIFIED IN SCHEDULE VIII TO THE CONSTITUTION OF INDIA FOR UNION TERRITORY

Sl. No.	Union Territory	Total			Rural			Urban		
		Persons	Males	Females	Persons	Males	Females	Persons	Males	Females
1	2	3	4	5	6	7	8	9	10	11
ENGLISH										
1.	Laccadive, Minicoy & Amin-divi Islands	3	2	1	3	2	1
KONKANI										
1.	Laccadive, Minicoy & Amin-divi Islands	4	2	2	4	2	2
NOCTE										
1.	Laccadive, Minicoy & Amin-divi Islands	5	3	2	5	3	2
TULU										
1.	Laccadive, Minicoy & Amin-divi Islands	1	1	..	1	1
OTHERS										
1.	Laccadive, Minicoy & Amin-divi Islands	4,862	2,082	2,780	4,862	2,082	2,780

C-V PART B(ii)—SPEAKERS OF LANGUAGES/MOTHER-TONGUES (INCLUSIVE OF MOTHER-TONGUES WHERE GROUPED) OTHER THAN THOSE SPECIFIED IN SCHEDULE VIII TO THE CONSTITUTION OF INDIA FOR ISLANDS

Sl. No.	Union Territory	Total			Rural			Urban		
		Persons	Males	Females	Persons	Males	Females	Persons	Males	Females
1	2	3	4	5	6	7	8	9	10	11
ENGLISH										
	Laccadive, Minicoy & Amin-divi Islands	3	2	1	3	2	1
1.	Minicoy	1	1	..	1	1
2.	Kavaratti	2	1	1	2	1	1
KONKANI										
	Laccadive, Minicoy & Amin-divi Islands	4	2	2	4	2	2
1.	Androth	2	..	2	2	..	2
2.	Kavaratti	2	2	..	2	2
NOCTE										
	Laccadive, Minicoy & Amin-divi Islands	5	3	2	5	3	2
1.	Kavaratti	5	3	2	5	3	2
TULU										
	Laccadive, Minicoy & Amin-divi Islands	1	1	..	1	1
1.	Kavaratti	1	1	..	1	1
OTHERS										
	Laccadive, Minicoy & Amin-divi Islands	4,862	2,082	2,780	4,862	2,082	2,780
1.	Minicoy	4,824	2,053	2,771	4,824	2,053	2,771
2.	Kalpeni	5	1	4	5	1	4
3.	Androth	1	1	..	1	1
4.	Kavaratti	15	14	1	15	14	1
5.	Amini	8	7	1	8	7	1
6.	Kiltan	5	4	1	5	4	1
7.	Chetlat	4	2	2	4	2	2

BILINGUALISM

TABLE C-VI

This table corresponds to table D-I Part II of the 1951 and C-VI of the 1961 Census.

The question on bilingualism at the 1971 census was: Question 15: Other languages

"After recording the mother-tongue in question 14, enquire whether the person knows any other language(s), Indian or foreign, and record language(s) returned by him against this question. In case he does not know any language apart from his mother-tongue, put 'X' against this question.

The number of languages recorded under this question need not be more than two. These languages should be other than his mother-tongue and they should be recorded in the order in which he speaks and understands best and can use with understanding in communicating with others. He need not necessarily be able to read and write these languages. It is enough if he has a working knowledge

of these subsidiary languages to enable him to converse in that language with understanding."

In this table, data on bilingualism are presented only for selected languages/mother-tongues (L/MTs). The selection of these L/MTs has been done on the basis of all India table C-VI—. Bilingualism of 1961 and a list of L/MTs was devised for all India. The list formed the basis for preparing the table on bilingualism and was processed manually on full count. There is no urban area in L. M. & A. Islands.

Columns 2, 3 and 4 of the table give the total number of speakers of L/MTs inclusive of MTs grouped under it. Columns 5, 6 and 7 give figures of such of the speakers who returned a second language, that is to say, any other L/MT not accounted for in columns 2, 3 and 4. Column 8 contains in 'run on' fashion the names of subsidiary L/MTs inclusive of L/MTs wherever grouped by number of male and female speakers within brackets.

C-VI—BILINGUALISM

Language/Mother tongue	Total Speakers			Number also speaking a second language/other tongue			Columns (6&7) classified by second language/othertongue	
	Persons	Males	Females	Persons	Males	Females		
1	2	3	4	5	6	7	8	9
LACCADIVE, MINICOY & AMINDIVI ISLANDS								
Bengali		4	3	1	4	3	1	English (M-1) Hindi (M-1) Malayalam (M-1, F-1)
English		3	2	1	3	2	1	Hindi (M-1) Tamil (M-1, F-1)
Gujarati		1	..	1	1	..	1	Kannada (F-1)
Hindi		62	47	15	48	38	10	Bengali (M-1) English (M-20, F-6) Punjabi (M-14) Others (M-3, F-4)
Kannada		15	9	6	12	7	5	English (M-7, F-1) Malayalam (F-3) Hindi (F-1)
Konkani		4	2	2	4	2	2	Malayalam (M-2, F-2)
Malayalam		26,689	13,831	12,858	3,984	2,902	1,082	English (M-1313, F-379) Hindi (M-287, F-49) Kannada (M-9, F-1) Tamil (M-29, F-6) Urdu (M-10) Other (M-1254, F-647)
Marathi		8	4	4	6	3	3	English (M-2) Hindi (M-1, F-3)
Punjabi		5	5	..	5	5	..	English (M-2) Hindi (M-3)
Tamil		113	69	44	74	54	20	English (M-17, F-6) Hindi (M-9, F-1) Kannada (M-2, F-1) Malayalam (M-24, F-10) Telugu (M-2, F-2)
Telugu		6	4	2	4	3	1	English (M-2), Malayalam (F-1) Tamil (M-1)
Tulu		1	1	..	1	1	..	Malayalam (M-1)
Urdu		32	16	16	29	15	14	English (M-4, F-1) Malayalam (M-11, F-13)

RELIGION

TABLE C-VII

Data on distribution of population according to religion have been presented in an alphabetical order in this table for Union Territory as well as islands. The persons have been mainly distributed in four religions and the other religions are absent in the territory. The figures of those who do not come under the purview of any major religions in India and those having 'indefinite belief' such as Atheists and Agnostics have been clubbed together under one heading 'Other Religions and Persuations'.

This table is analogous to Table C-VII of 1961 Census. Appendix to Table C-VII gives the distribution of population shown under 'Other religions and Persuations' in the main table. The Annexure to Table C-VII, which would show the details of religions clubbed with another religion, has not been prepared for the territory, since no such case was returned during enumeration.

C-VII—RELIGION

Sl. No.	Union Territory/Island	Total Rural Urban	Total (Rural)*	Name of Religion arranged in alphabetical order												Other Religions and Persuasions	
				Persons		Christians		Hindus		Muslims		Sikhs		Males		Females	
				Males	Females	Males	Females	Males	Females	Males	Females	Males	Females	Males	Females	Males	Females
1	2	3	4	5	6	7	8	9	10	11	12	13	14	15	16		
Laccadive, Minicoy & Amindivi Islands	R	31,810	16,078	15,732	163	76	1,013	532	14,896	15,123	4	..	2	1			
1. Minicoy	R	5,342	2,433	2,909	41	17	216	90	2,174	2,802	2	..			
2. Kalpeni	R	3,152	1,561	1,591	6	7	44	48	1,511	1,535	1			
3. Androth	R	5,425	2,668	2,757	12	5	112	57	2,544	2,695			
4. Agatti	R	3,155	1,654	1,501	6	5	40	24	1,608	1,472			
5. Kavaratti	R	4,420	2,442	1,978	75	34	402	200	1,962	1,744	3			
6. Amini	R	4,542	2,430	2,112	10	5	103	53	2,317	2,049			
7. Kadmat	R	2,416	1,192	1,224	1	..	21	21	1,164	1,203			
8. Kiltan	R	2,046	1,052	994	5	..	40	20	1,006	974	1			
9. Chetlat	R	1,200	590	610	4	3	32	14	554	593			
10. Bitra	R	112	56	56	56	56			

*There is no Urban area in L.M. & A. Islands

C-VII RELIGION**APPENDIX**

Details of Religion shown under other Religion and Persuation in Main Table C-VII Religion

Religions and Persuations	Union Territory/Island	Total Rural Urban	Population		
			Persons	Males	Females
1	2	3	4	5	6
ATHEIST	Laccadive, Minicoy & Amindivi Islands	R	3	2	1
	Minicoy	R	2	2	..
	Kalpeni	R	1	..	1

Note: There is no Urban Area in LM & A Islands.

SCHEDULED CASTES AND SCHEDULED TRIBES

TABLE C-VIII

Part B: Classification by literacy and industrial category of workers and non-workers according to main activity among Scheduled Tribes.

Since there are no Castes scheduled in the Union Territory of L. M. & A. Islands, Part A of the table which deals with the Scheduled Castes, has not been compiled and the presentation of data is limited to Part B relating to Scheduled Tribes.

This table shows the sex-wise distribution of Scheduled Tribes by literacy and the classification of workers in 9 different industrial categories and non-workers. The inhabitants of L. M. & A. Islands who and both of whose parents were born in these islands are treated as Scheduled Tribes.

The distribution of literacy has been presented by two levels, viz., 'Illiterate', and 'Literate and educat-

ed persons'. The test of literacy adopted at the 1971 Census has been spelt out in the fly-leaf to Table C-III.

A worker is a person whose main activity is participation in any economically productive work by his physical or mental activity. Others are treated as non-workers.

This table which is analogous to Table C-VIII Part B of 1961 Census is supplemented by an Appendix C-VIII B. It deals with the literacy of each Scheduled Tribe separately. Since there is only one tribe in the Union Territory of L. M. & A. Islands, the appendix gives only the details relating to the literacy of the Scheduled Tribe population.

C-VIII/SCHEDULED CASTES AND SCHEDULED TRIBES

PART A

**CLASSIFICATION BY LITERACY AND INDUSTRIAL CATEGORY OF WORKERS AND
NON-WORKERS ACCORDING TO MAIN ACTIVITY AMONG SCHEDULED CASTES**

*As there are no Scheduled Castes in the Laccadive Minicoy & Amindivi Islands, Table C-VIII Part A and its
Appendix have not been prepared.*

C-VIII SCHEDULED CASTES AND SCHEDULED TRIBES

PART B

CLASSIFICATION BY LITERACY AND INDUSTRIAL CATEGORY OF WORKERS AND NON-WORKERS ACCORDING TO MAIN ACTIVITY AMONG SCHEDULED TRIBES

Union Territory/Island	Total Rural Urban	Total	Illiterate		Literate and educated persons		Workers											
			Total workers		Total workers		I Cultivators					II Agricultural Labourers					III Livestock, Forestry, Fishing Hunting, and Plantations, Orchards and Allied activities	
			Males	Females	Males	Females	Males	Females	Males	Females	Males	Females	Males	Females	Males	Females	Males	Females
1	2	3	4	5	6	7	8	9	10	11	12	13	14	15	16	17		
Laccadive Minicoy & Amindivi Islands	R	29,540	14,614	14,926	6,713	10,607	7,901	4,319	5,110	2,000	4	2	
1. Minicoy	R	4,803	2,079	2,724	889	1,583	1,190	1,141	709	311	202	
2. Kalpeni	R	3,008	1,486	1,522	628	978	858	544	585	384	275	
3. Androth	R	5,178	2,508	2,670	1,247	2,213	1,261	457	768	184	4	414	
4. Agatti	R	3,059	1,597	1,462	716	1,052	881	410	667	447	349	
5. Kavaratti	R	3,649	1,922	1,727	902	1,391	1,020	336	558	55	47	
6. Armini	R	4,317	2,293	2,024	1,036	1,583	1,257	441	592	392	119	
7. Kadmat	R	2,304	1,122	1,182	494	710	628	472	466	13	356	
8. Kiltan	R	1,963	997	966	505	662	492	304	447	127	324	
9. Chetlat	R	1,147	554	593	269	398	285	195	279	66	64	
10. itra	R	112	56	56	27	37	29	19	39	21	33	

C-VIII SCHEDULED CASTES AND SCHEDULED TRIBES

PART B

CLASSIFICATION BY LITERACY AND INDUSTRIAL CATEGORY OF WORKERS AND NON-WORKERS ACCORDING TO MAIN ACTIVITY AMONG SCHEDULED TRIBES

Union Territory/Island	Total Rural Urban	Workers (concl'd.)															
		IV Mining and Quarrying		V Manufacturing, Servicing and Repairs		VI Construction		VII Trade and Commerce		VIII Transport, Storage and Communications		IX Other Services		X Non-Workers			
		Males	Females	Males	Females	Males	Females	Males	Females	Males	Females	Males	Females	Males	Females		
1	2	18	19	20	21	22	23	24	25	26	27	28	29	30	31	32	33
Laccadive, Minicoy and Amindivi Islands	R	4	..	628	1,847	412	32	421	40	228	9	377	..	853	70	9,504	12,926
1. Minicoy	R	29	213	29	31	22	39	27	3	289	..	111	25	1,370	2,413
2. Kalpeni	R	140	369	29	..	19	..	27	3	19	..	76	12	901	1,138
3. Androth	R	1	..	33	171	47	..	73	..	27	1	10	..	159	10	1,740	2,486
4. Agatti	R	158	444	50	..	10	..	27	..	3	..	61	3	930	1,015
5. Kavaratti	R	14	43	86	..	184	1	37	2	32	..	158	9	4,364	1,672
6. Amini	R	198	388	27	..	48	..	47	..	16	..	137	4	1,701	1,632
7. Kadmat	R	3	..	4	13	7	..	17	..	14	..	3	..	62	..	656	1,169
8. Kiltan	R	14	126	18	..	21	..	17	..	2	..	51	1	550	839
9. Chetlat	R	37	60	117	1	18	..	5	..	3	..	35	5	275	527
10. Bitra	R	1	20	2	3	1	17	35

C-VIII SCHEDULED CASTES AND SCHEDULED TRIBES

PART B

CLASSIFICATION BY LITERACY AND INDUSTRIAL CATEGORY OF WORKERS AND NON-WORKERS
ACCORDING TO MAIN ACTIVITIES AMONG SCHEDULED TRIBES

Appendix

Scheduled Tribes classified by literates and illiterates

Union Territory/Island	Total Rural Urban	Population			Illiterate		Literate and Educated persons	
		Persons	Males	Females	Males	Females	Males	Females
1	2	3	4	5	6	7	8	9
TRIBE†								
Laccadive, Minicoy and Amindivi Islands	Rural*	29,540	14,614	14,926	6,713	10,607	7,901	4,319
1. Minicoy	„	4,803	2,079	2,724	889	1,583	1,190	1,141
2. Kalpeni	„	3,008	1,486	1,522	628	978	858	544
3. Androth	„	5,178	2,508	2,670	1,247	2,213	1,261	457
4. Agatti	„	3,059	1,597	1,462	716	1,052	881	410
5. Kavaratti	„	3,649	1,922	1,727	902	1,391	1,020	336
6. Amini	„	4,317	2,293	2,024	1,036	1,583	1,257	441
7. Kadmat	„	2,304	1,122	1,182	494	710	628	472
8. Kiltan	„	1,963	997	966	505	662	492	304
9. Chatlat	„	1,147	554	593	269	398	285	195
10. Bitra	„	112	56	56	27	37	29	19

*Laccadive, Minicoy & Amindivi Islands represents only Rural Population.

†There is only one tribe in the Union Territory of Laccadive, Minicoy & Amindivi Islands by name "Inhabitants of L.M.A. Islands who and both of whose parents were borne in these islands".

FERTILITY TABLES

DISTRIBUTION OF CURRENTLY MARRIED WOMEN AND
THE RELATED BIRTHS DURING THE LAST YEAR BY
RELIGION, PRESENT AGE AND AGE AT MARRIAGE

TABLE F-I

This table has two parts, Part A relating to Rural areas and Part B relating to Urban areas. As far as L. M. & A. Islands are concerned the presentation of this table is confined to F-I Part A. The table provides data on currently married women and the related births during the last one year (computed from the day of Muharram i.e. 19-3-1970) prior to the date of enumeration by present age cross-classified by age at marriage of the mother. The details have been tabulated on full count separately for each religion down to the island level. An Appendix is also provided for this table presenting similar data for Scheduled Tribes only.

The data have been distributed into three major religions of the territory. Other beliefs have been clubbed together under the heading 'Others'. The present ages of women are classified into less than 13, quinquennial upto 47, 48+ and unspecified and that of age at marriage are grouped into less than 13, 13-17, 18-22, 23-27 and the grouping thereafter is 28+ and unspecified.

The data provided in this table are useful in deriving fertility differentials by religion in median age at marriage and in age specific fertility rates, total fertility rate and general fertility rate for various age at marriage groups.

**F-1 Part A DISTRIBUTION OF CURRENTLY MARRIED WOMEN AND THE RELATED BIRTHS DURING THE LAST YEAR
BY RELIGION, PRESENT AGE AND AGE AT MARRIAGE (RURAL)**

UNION TERRITORY/ISLAND

Age at Marriage	Present Age																							
	All Ages		Less than 13		13-17		18-22		23-27		28-32		33-37		38-42		43-47		48+		Unspecified			
	W	B	W	B	W	B	W	B	W	B	W	B	W	B	W	B	W	B	W	B	W	B	W	B
1	2	3	4	5	6	7	8	9	10	11	12	13	14	15	16	17	18	19	20	21	22	23		

LACCADIVE MINICOIY & AMINDIVI ISLANDS

(i) All Religions

All Ages	7,002	1,012	12	..	336	42	1,332	308	1,248	266	1,120	213	818	119	747	52	460	9	929	3
Less than 13	694	114	11	..	63	13	131	38	92	24	108	26	86	8	71	4	41	1	91
13-17	4,654	675	272	29	942	209	820	181	724	136	527	76	488	36	311	6	570	2
18-22	1,466	201	254	61	310	54	244	41	171	30	181	12	92	2	214	1
23-27	124	20	24	7	37	10	21	3	5	..	12	25
28+	30	2	6	8	2	1	..	2	..	13
Unspecified	34	..	1	..	1	..	5	..	2	..	1	..	5	..	1	..	2	..	16

(ii) Hindus

All Ages	253	37	3	1	47	8	91	17	60	7	40	4	9	..	1	..	2
Less than 13	2	1	1
13-17	68	10	3	1	17	3	27	4	14	2	6
18-22	133	19	30	5	52	10	25	2	17	2	7	..	1
23-27	40	7	11	3	19	3	9	1	1
28+	8	1	2	..	6	1
Unspecified	2	2

(iii) Muslims

All Ages	6,714	967	12	..	333	41	1,283	300	1,146	246	1,049	203	772	113	734	52	459	9	926	3
Less than 13	692	114	11	..	63	13	131	38	91	24	108	26	86	8	71	4	41	1	90
13-17	4,585	665	269	28	925	206	793	177	709	134	521	76	487	36	311	6	570	2
18-22	1,315	178	222	56	251	42	216	38	151	27	171	12	91	2	213	1
23-27	72	10	9	3	13	5	10	2	4	..	12	..	24
28+	18	2	..	1	2	..	13
Unspecified	32	..	1	..	1	..	5	..	2	..	1	..	3	..	1	..	2	..	16

(iv) Christians

All Ages	2	..	11	3	11	3	6	2	4	1
Less than 13
13-17	1
18-22	18	4	2	..	7	2	3	1	3	1	3
23-27	12	3	4	1	5	2	2	1
28+	4	1	2	..	1	1
Unspecified

(v) Others

All Ages
-----------------	----	----	----	----	----	----	----	----	----	----	----	----	----	----	----	----	----	----	----	----	----	----

(iii) Muslims

All Ages	6	110	24	263	63	185	47	179	42	149	21	104	6	72	2	97
Less than 13	6	38	12	72	22	48	14	53	16	41	5	24	1	22	..	31
13-17	..	71	12	167	36	122	32	111	25	98	14	67	5	39	1	52
18-22	5	15	1	15	1	9	2	12	..	1	1	10
23-27	1	..	1
28+	..	1	..	2	1	..	1	..	1	..	3
Unspecified

(i) Chittia

All Ages	3	1	1
Less than 13
13-17	1
18-22	1	1
23-27	2	1	..	1
28+
Unspecified

(v) Others

All Ages
-----------------	----	----	----	----	----	----	----	----	----	----	----	----	----	----	----	----	----	----

AGATTI

(i) All Religions

All Ages	684	136	..	23	4	125	41	119	35	113	30	70	13	92	11	49	1	93	1	..
Less than 13	..	3	..	2	..	4	2	1	..	5	1	2	..	4	..	4	..	7
13-17	..	536	109	21	4	101	34	82	27	81	23	59	10	77	10	41	1	74
18-22	..	112	24	19	5	33	8	25	6	9	3	11	1	4	..	11	1	..
23-27	..	4	2	..	2
28+
Unspecified	..	3	1	..	1	1

(ii) Hindus

All Ages	16	2	1	..	7	2	5	..	2	..	1
Less than 13
13-17	..	2	1	1
18-22	11	2	6	2	3	..	1
23-27	3	1	..	2
28+
Unspecified

(iii) Muslims

All Ages	666	133	..	23	4	124	41	110	32	108	30	68	13	91	11	49	1	93	1	..
Less than 13	..	3	..	2	..	4	2	1	..	5	1	2	..	4	..	4	..	7
13-17	..	534	109	21	4	100	34	82	27	81	29	58	10	77	10	41	1	74
18-22	..	99	21	19	5	25	5	22	6	8	3	10	1	4	..	11	1	..
23-27	1
28+
Unspecified	..	3	1	..	1	1

	1	2	3	4	5	6	7	8	9	10	11	12	13	14	15	16	17	18	19	20	21	22	23
--	---	---	---	---	---	---	---	---	---	----	----	----	----	----	----	----	----	----	----	----	----	----	----

(iv) Christians

All Ages	2	1	2	1
Less than 13
13-17
18-22	2	1	2	1
23-27
28+
Unspecified

(v) Others

All Ages
-----------------	----	----	----	----	----	----	----	----	----	----	----	----	----	----	----	----	----	----	----	----	----	----	----

KAVARATTI

(i) All Religions

All Ages	912	113	2	..	34	3	198	38	178	27	146	23	112	18	84	3	53	1	105
Less than 13
13-17	55	7	2	..	3	..	14	4	6	..	8	3	6	..	11
18-22	632	77	31	3	146	25	129	21	88	14	71	11	50	2	46	1	71	5
23-27	196	27	38	9	42	6	38	4	27	7	23	1	7	..	21
28+	18	2	9	2	5	4
Unspecified	5	3	..	1	1
Unspecified	6	1	2	3

(ii) Hindus

All Ages	87	11	2	16	2	27	5	21	3	17	1	3	1
Less than 13
13-17	32	5	8	1	12	3	6	1	3	..	1
18-22	43	5	8	1	15	2	8	1	9	1	2	1
23-27	10	1	7	1	3
28+
Unspecified	2	2

(iii) Muslims

All Ages	810	98	2	..	32	3	182	36	147	21	119	18	92	16	80	3	53	1	103
Less than 13
13-17	55	7	2	..	3	..	14	4	6	..	8	3	6	..	11	5
18-22	600	72	29	3	138	24	117	18	82	13	68	11	49	2	46	1	71
23-27	143	19	30	8	23	3	27	2	16	5	20	1	7	..	20
28+	5	1	..	1	3
Unspecified	3	1	..	1	1
Unspecified	4	1	3

	1	2	3	4	5	6	7	8	9	10	11	12	13	14	15	16	17	18	19	20	21	22	23
(iv) <i>Christians</i>																							
All Ages	1	1	1	1	1	1	1	1	1	1	1	1	1	1	1	1	1	1	1	1	1	1	1
Less than 13	1	1	1	1	1	1	1	1	1	1	1	1	1	1	1	1	1	1	1	1	1	1	1
13-17	1	1	1	1	1	1	1	1	1	1	1	1	1	1	1	1	1	1	1	1	1	1	1
18-22	1	1	1	1	1	1	1	1	1	1	1	1	1	1	1	1	1	1	1	1	1	1	1
23-27	1	1	1	1	1	1	1	1	1	1	1	1	1	1	1	1	1	1	1	1	1	1	1
28+	1	1	1	1	1	1	1	1	1	1	1	1	1	1	1	1	1	1	1	1	1	1	1
Unspecified	1	1	1	1	1	1	1	1	1	1	1	1	1	1	1	1	1	1	1	1	1	1	1
(v) <i>OTHERS</i>																							
All Ages	1	1	1	1	1	1	1	1	1	1	1	1	1	1	1	1	1	1	1	1	1	1	1
BITRA																							
(i) <i>ALL RELIGIONS</i>																							
All Ages	34	12	1	1	2	2	9	5	2	1	6	4	3	1	4	4	1	1	1	6	1	1	1
Less than 13	10	3	1	1	1	1	3	2	2	1	1	1	1	1	1	1	1	1	1	1	1	1	1
13-17	18	8	1	1	1	1	3	2	2	1	5	4	1	1	3	1	1	1	1	3	1	3	2
18-22	6	1	1	1	1	1	3	1	1	1	1	1	1	1	1	1	1	1	1	1	1	1	1
23-27	1	1	1	1	1	1	1	1	1	1	1	1	1	1	1	1	1	1	1	1	1	1	1
28+	1	1	1	1	1	1	1	1	1	1	1	1	1	1	1	1	1	1	1	1	1	1	1
Unspecified	1	1	1	1	1	1	1	1	1	1	1	1	1	1	1	1	1	1	1	1	1	1	1
(ii) <i>MUSLIMS*</i>																							
All Ages	34	12	1	1	2	2	9	5	2	1	6	4	3	1	4	4	1	1	1	6	1	1	1
Less than 13	10	3	1	1	1	1	3	2	2	1	1	1	1	1	1	1	1	1	1	1	1	1	1
13-17	18	8	1	1	1	1	3	2	2	1	5	4	1	1	3	1	1	1	1	3	1	3	2
18-22	6	1	1	1	1	1	3	1	1	1	1	1	1	1	1	1	1	1	1	1	1	1	1
23-27	1	1	1	1	1	1	1	1	1	1	1	1	1	1	1	1	1	1	1	1	1	1	1
28+	1	1	1	1	1	1	1	1	1	1	1	1	1	1	1	1	1	1	1	1	1	1	1
Unspecified	1	1	1	1	1	1	1	1	1	1	1	1	1	1	1	1	1	1	1	1	1	1	1

Note : W : Women

B : Births

*There are only Muslims in Bitra.

F-I DISTRIBUTION OF CURRENTLY MARRIED WOMEN AND THE RELATED BIRTHS DURING THE LAST YEAR BY SCHEDULED CASTES
SCHEDULED TRIBES, PRESENT AGE AND AGE AT MARRIAGE (RURAL)
APPENDIX

Age at Marriage	All ages		Less than 13		13-17		18-22		23-27		28-32		33-37		38-42		43-47		48+		Unspecified	
	W	B	W	B	W	B	W	B	W	B	W	B	W	B	W	B	W	B	W	B	W	B
1	2	3	4	5	6	7	8	9	10	11	12	13	14	15	16	17	18	19	20	21	22	23

LACCADIVE, MINICOY & AMINDIVI ISLANDS

(i) ALL SCHEDULED CASTES

Nil

(ii) ALL SCHEDULED TRIBES

All Ages	6633	950	12	..	331	40	1272	293	1124	239	1040	201	768	113	723	52	450	9	911	3
Less than 13	685	112	11	..	62	12	130	37	90	24	108	26	86	8	70	4	40	1	88
13-17	4536	658	268	28	918	203	785	174	703	133	519	76	479	36	305	6	559	2
18-22	1290	170	219	53	238	38	213	37	149	27	171	12	89	2	211	1
23-27	..	72	10	9	3	13	5	10	2	4	..	12	24
28+	18	2	1	2	13
Unspecified	32	..	1	..	1	..	5	..	2	..	1	..	3	16

MINICOY

(i) ALL SCHEDULED CASTES

Nil

(ii) ALL SCHEDULED TRIBES

All Ages	1182	160	49	3	232	55	201	46	168	26	122	23	136	6	90	..	184	1
Less than 13	36	5	3	1	7	..	10	3	7	1	3	..	2	..	1	..	3
13-17	766	110	46	2	164	36	131	33	116	18	81	18	73	2	49	..	106	1
18-22	342	40	61	19	55	8	40	4	36	5	59	4	33	..	58
23-27	31	5	5	2	5	3	2	2	..	6	..	11
28+	6	1	..	5
Unspecified	1	1

KALPENI

(i) ALL SCHEDULED CASTES

Nil

(ii) ALL SCHEDULED TRIBES

All Ages	633	74	1	..	36	3	108	19	111	17	84	16	75	6	75	13	41	..	102
Less than 13	82	11	1	..	3	..	7	2	9	2	16	3	9	1	14	3	3	..	20
13-17	435	55	33	3	82	17	74	13	58	11	53	3	49	8	31	..	55
18-22	104	7	18	..	27	1	10	2	13	2	12	2	5	..	19
23-27	5	1	1	1	2	..	2
28+	5	5
Unspecified	2	1	1

	1	2	3	4	5	6	7	8	9	10	11	12	13	14	15	16	17	18	19	20	21	22	23	
ANDROTH																								
(i) <i>ALL SCHEDULED CASTES</i>																								
Nil																								
(ii) <i>ALL SCHEDULED TRIBES</i>																								
All Ages		1152	203	6	..	109	23	262	62	182	47	177	42	150	21	101	6	71	2	94
Less than 13		332	69	6	..	37	11	72	22	47	14	53	16	41	5	24	1	22	..	30
13-17		720	124	71	12	166	35	121	32	109	25	100	14	64	5	39	1	50
18-22		89	10	22	5	14	1	15	1	8	2	12	..	8	1	10
23-27		2	1	..	1
28+
Unspecified		9	1	1	..	1	..	1	..	3
AGATTI																								
(i) <i>ALL SCHEDULED CASTES</i>																								
Nil																								
(ii) <i>ALL SCHEDULED TRIBES</i>																								
All Ages		661	131	23	4	123	40	108	31	108	30	67	13	91	11	48	1	93	1
Less than 13		28	2	2	..	3	1	1	..	5	1	2	..	4	..	4	..	7
13-17		530	108	21	4	100	34	80	26	81	23	57	10	77	10	40	1	74
18-22		99	21	19	5	25	5	22	6	8	3	10	1	4	..	11	1
23-27		1	1
28+
Unspecified		3	1	..	1	1
KAVARATTI																								
(i) <i>ALL SCHEDULED CASTES</i>																								
Nil																								
(ii) <i>ALL SCHEDULED TRIBES</i>																								
All Ages		804	95	2	..	32	3	181	35	143	19	119	18	92	16	80	3	52	1	103
Less than 13		55	7	2	..	3	..	14	4	6	..	8	3	6	..	11	5
13-17		597	70	29	3	137	23	116	17	82	13	68	11	49	2	45	1	71
18-22		140	18	30	8	20	2	27	2	16	5	20	1	7	..	20
23-27		5	1	..	1	3
28+		3	1	..	1	1
Unspecified		4	1	3

		AMINI																						
		(i) ALL SCHEDULED CASTES																						
		Nil																						
		(ii) ALL SCHEDULED TRIBES																						
All Ages	933	112	1	..	29	2	132	29	177	36	161	28	121	11	98	4	60	2	154
Less than 13	69	5	1	..	6	..	12	2	6	1	6	1	10	1	10	..	3	..	15
13-17	532	66	23	2	80	18	115	25	90	12	63	6	60	2	31	..	1	70
18-22	308	40	40	9	54	10	59	14	43	4	26	2	24	1	62
23-27	18	1	2	..	4	1	4	..	2	..	2	..	4
28+	3	1	2
Unspecified	3	1	..	1	1
		KADMAT																						
		(i) ALL SCHEDULED CASTES																						
		Nil																						
		(ii) ALL SCHEDULED TRIBES																						
All Ages	503	65	24	2	91	24	90	19	90	13	58	6	51	1	38	..	61
Less than 13	17	2	1	..	2	..	5	2	4	..	4	1
13-17	403	52	23	2	76	21	69	14	74	10	44	4	40	1	31	..	46
18-22	73	11	12	3	16	3	12	3	9	2	11	..	5	..	8
23-27
28+	1
Unspecified	9	1	1	1	6
		KILTAN																						
		(i) ALL SCHEDULED CASTES																						
		Nil																						
		(ii) ALL SCHEDULED TRIBES																						
All Ages	436	57	17	..	83	10	65	13	73	16	51	11	47	6	34	1	66
Less than 13	13	2	..	3	2	2	..	4
13-17	319	35	15	..	71	7	47	8	50	10	34	5	30	4	29	1	43
18-22	95	19	9	3	18	5	21	5	12	4	17	2	2	..	16
23-27	9	3	2	1	3	2	1	..	3
28+
Unspecified
		CHETLAT																						
		(i) ALL SCHEDULED CASTES																						
		Nil																						
		(ii) ALL SCHEDULED TRIBES																						
All Ages	295	41	1	..	10	..	51	14	45	10	54	8	29	5	42	2	15	1	48	1
Less than 13	43	8	4	..	7	4	6	2	8	1	8	1	4	..	4	..	2
13-17	216	30	6	..	39	10	30	5	38	7	18	4	34	2	10	1	41	1
18-22	34	3	5	..	9	3	7	..	3	..	4	..	1	..	5
23-27	1	1
28+
Unspecified	1	..	1

	1	2	3	4	5	6	7	8	9	10	11	12	13	14	15	16	17	18	19	20	21	22	23
BITRA																							
(i) ALL SCHEDULED CASTES																							
Nil																							
(ii) ALL SCHEDULED TRIBES																							
All Ages	34	12	1	1	..	2	..	9	5	2	1	6	4	3	1	4	..	1	1	6
Less than 13	10	3	1	1	..	1	..	3	2	..	1	1	1	1	..	1	..	1	1	1
13-17	18	8	..	1	..	1	..	3	2	2	1	5	4	1	1	3	3
18-22	6	1	3	1	1	2
23-27
28+
Unspecified

W : Women
B : Births

**DISTRIBUTION OF CURRENTLY MARRIED WOMEN AND THE RELATED BIRTHS DURING
THE LAST YEAR BY EDUCATION, PRESENT AGE AND AGE AT MARRIAGE**

TABLE F-II

This table has also two parts, Part A relating to Rural areas and Part B relating to Urban areas. In the case of L. M. & A. Islands, this table is confined to the first part and this has been prepared on full count. The table gives the distribution of currently married women and the related births during the last one year (computed from the day of Muharram i.e. 19-3-1970) prior to the date of enumeration by present age, age at marriage and educational level for Union Territory and Islands. These data are useful in deriving fertility differentials by Education in median age at marriage and in age

specific fertility rate, total fertility rate and general fertility rate for various age at marriage groups.

The age groups adopted for the purpose of this table are the same as those of Table F-I. Educational level has been classified into (i) Illiterate, (ii) Literate but less than Matriculate, (iii) Matriculate and above, but less than graduate, (iv) Graduate and above. The test for literacy and educational standard has been spelt out in the fly-leaf of Table C-III of this volume.

**F-II Part A DISTRIBUTION OF CURRENTLY MARRIED WOMEN AND THE RELATED BIRTHS DURING LAST YEAR BY EDUCATION,
PRESENT AGE AND AGE AT MARRIAGE (RURAL)
UNION TERRITORY/ISLAND**

Age at Marriage	PRESENT AGE																						
	All ages		Less than 13		13-17		18-22		23-27		28-32		33-37		38-42		43-47		48+		Unspecified		
	W	B	W	B	W	B	W	B	W	B	W	B	W	B	W	B	W	B	W	B	W	B	
1	2	3	4	5	6	7	8	9	10	11	12	13	14	15	16	17	18	19	20	21	22	23	

LACCADIVE, MINICOY & AMINDIVI ISLANDS

(i) Illiterates

All Ages	4663	604	3	..	109	15	548	135	727	149	792	160	621	87	632	46	402	9	829	3
Less than 13
13-17
18-22
23-27
28+
Unspecified

(ii) Literate but less than Matriculate

All Ages	2181	380	9	..	227	27	752	166	469	104	285	47	171	30	110	6	58	..	100
Less than 13
13-17
18-22
23-27
28+
Unspecified

(iii) Matriculate and above but less than Graduate

All Ages	139	27	31	7	45	12	36	6	23	2	4
Less than 13
13-17
18-22
23-27
28+
Unspecified

(iv) Graduate and above

All Ages	19	1
Less than 13
13-17
18-22
23-27
28+
Unspecified

	1	2	3	4	5	6	7	8	9	10	11	12	13	14	15	16	17	18	19	20	21	22	23
All Ages		223	33	1	..	28	2	75	15	39	7	25	5	19	2	16	2	6	..	14
Less than 13		19	3	1	..	1	..	3	1	3	1	6	1	2	..	1	..	1	..	1
13-17		160	27	27	..	56	14	24	5	16	4	13	..	9	..	5	..	10
18-22		42	2	15	..	11	..	3	..	4	..	6	1	3
23-27		1	1	1
28+	
Unspecified		1	1
All Ages		14	4	2	1	7	2	4	1	1
Less than 13	
13-17		4	1	2	1
18-22		6	1	5	1	1
23-27		4	2	1	1	3	1
28+	
Unspecified	
All Ages	
Less than 13	
13-17	
18-22	
23-27	
28+	
Unspecified	
All Ages		945	160	1	..	42	8	156	45	156	37	176	41	145	21	104	6	71	2	94
Less than 13		282	55	1	..	21	7	49	15	43	12	52	15	39	5	24	1	22	..	31
13-17		573	96	20	1	94	26	101	24	108	25	96	14	67	5	38	1	49
18-22		81	9	13	4	12	1	16	1	9	2	12	..	9	1	10
23-27		2	1	..	1
28+	
Unspecified		7	1	1	..	1	..	1	..	3
All Ages		237	48	5	..	69	17	111	18	35	12	7	1	5	..	1	..	1	..	3
Less than 13		53	15	5	..	17	5	23	7	5	2	1	1	2
13-17		160	30	52	12	74	10	24	8	4	..	2	1	..	3
18-22		19	2	12	1	5	1	1	..	1	..	1
23-27		3	1	1	1	1	..	1
28+	
Unspecified		2	2
All Ages		12	2	3	..	3	1	2	..	3	1	1
Less than 13	
13-17	
18-22		8	2	..	1	..	1	..	1
23-27		3	1	1	1	1	..	1	..	1
28+		1	1	1
Unspecified	

(iv) Graduate and above

ANDROTH

(i) Illiterate

(ii) Literate but less than Matriculate

(iii) Matriculate and above but less than Graduate

	1	2	3	4	5	6	7	8	9	10	11	12	13	14	15	16	17	18	19	20	21	22	23
--	---	---	---	---	---	---	---	---	---	----	----	----	----	----	----	----	----	----	----	----	----	----	----

(ii) *Literate but less than Matriculate*

All Ages	183	1	15	1	69	14	49	7	25	3	17	5	4	3
Less than 13	14	1	2	..	6	1	3	1
13-17	124	19	13	1	51	10	30	4	20	2	8	2
18-22	43	10	12	3	16	3	5	1	7	3	2
23-27	1
28+
Unspecified	1	1

(iii) *Matriculate and above but less than Graduate*

All Ages	42	9	8	2	11	4	15	3	8
Less than 13
13-17	1	1	1	1
18-22	31	6	8	2	10	3	8	1	5
23-27	9	2	6	2	3
28+	1	1
Unspecified

(iv) *Graduate and above*

All Ages	8	2	..	4	..	2
Less than 13
13-17
18-22	3	2	..	1
23-27	3	2	..	1
28+	1	1
Unspecified	1	1

AMINI

(i) *Illiterate*

All Ages	725	81	1	..	12	2	63	15	126	24	131	25	104	10	85	3	59	2	144
Less than 13
13-17	52	4	1	..	2	..	5	1	5	1	6	1	7	1	8	..	4	..	14
18-22	408	47	10	2	40	9	84	18	71	11	54	5	51	..	31	1	67
23-27	243	29	18	5	36	5	48	12	38	4	25	2	22	1	56
28+	16	1	1	..	4	1	4	..	1	..	2	..	4
Unspecified	3	1	2
Unspecified	3	1	..	1	1

(ii) Literate but less than Matriculate

All Ages	238	34	17	71	14	59	13	36	4	21	2	15	1	5	14	..
Less than 13	19	1	4	7	1	1	3	..	3	1	..
13-17	136	19	13	42	9	34	7	22	1	9	1	9	1	1	6	..
18-22	79	13	..	22	4	22	5	14	3	8	1	2	..	4	7	..
23-27	..	4	2	1	1	..	1
28+
Unspecified

(iii) Matriculate and above but less than Graduate

All Ages	13	1	..	2	7	1	2	2	2	2
Less than 13
13-17
18-22	6	1	..	2	2	1	1	..	1
23-27	6	5	..	1
28+	1	1
Unspecified

(iv) Graduate and above

All Ages	3	2	1
Less than 13
13-17
18-22
23-27	2	1	1
28+	1	1
Unspecified

KADMAT

(i) Illiterate

All Ages	300	32	2	21	7	42	10	64	10	41	4	39	1	36	55	..
Less than 13	10	1	3	1	4	..	2	1	..
13-17	244	25	2	20	7	33	7	52	7	32	3	30	1	31	44	..
18-22	37	6	..	1	..	6	2	8	3	6	1	9	..	3	4	..
23-27
28+	1	1
Unspecified	8	1	1	6	..

(ii) Literate but less than Matriculate

All Ages	220	36	22	2	70	17	53	11	28	4	18	1	16	1	3	10
Less than 13	7	1	1	..	2	..	2	1	2
13-17	173	27	21	2	56	14	39	7	23	3	14	1	12	..	2	6
18-22	39	8	11	3	12	3	5	1	2	..	4	1	1	4
23-27
28+
Unspecified	1	1

	1	2	3	4	5	6	7	8	9	10	11	12	13	14	15	16	17	18	19	20	21	22	23
BITRA																							
(i) Illiterate																							
All Ages	.	.	21	6	1	1	1	..	5	3	3	1	4	..	1	1	6
Less than 13	.	.	6	2	1	1	1	1	..	1	..	1	..	1	1	1
13-17	.	.	12	4	1	..	4	3	1	1	3	3
18-22	.	.	3	1	2
23-27
28+
Unspecified
(ii) Literate but less than Matriculate																							
All Ages	.	.	13	6	1	2	..	8	4	1	1	1	1
Less than 13	.	.	4	1	1	2	1
13-17	.	.	6	4	..	1	..	3	2	1	1	1	1
18-22	.	.	3	1	3	1
23-27
28+
Unspecified
(iii) Matriculate and above but less than Graduate																							
All Ages
(iv) Graduate and above																							
All Ages

W: Women
B: Births

DISTRIBUTION OF CURRENTLY MARRIED WOMEN AND THE RELATED BIRTHS DURING THE LAST YEAR BY RELIGION, DURATION OF MARRIAGE AND AGE AT MARRIAGE

TABLE F-III

Table F-III has two parts. Part A relating to the rural and Part B relating to the Urban areas. Since there is no Urban area in L. M. & A. Islands, the Table F-III Part B has not been prepared. Table F-III Part A gives the data on currently married women and the related births during the last one year (computed from the day of Muharram i.e. 19-3-1970) prior to the date of enumeration by duration of marriage and age at marriage of mother down to the island level. These data will help in deriving

fertility differentials by Religion in duration specific fertility rates for various age at marriage groups.

The ages are grouped for the purpose of presenting the duration of marriage as less than 1, 1-4, 5-9, 10-14, 15-19, 20-24, 25-29, 30+ and Unspecified. The age at marriage has been classified in the same manner as those of previous tables.

An Appendix is also provided for the table presenting similar data for the Scheduled Tribes.

F-III PART A DISTRIBUTION OF CURRENTLY MARRIED WOMEN AND THE RELATED BIRTHS DURING THE LAST YEAR BY RELIGION, DURATION OF MARRIAGE AND AGE AT MARRIAGE (RURAL)

Age at Marriage	Duration of Marriage																				Un specified
	All duration		Less than 1		1-4		5-9		10-14		15-19		20-24		25-29		30+				
	W	B	W	B	W	B	W	B	W	B	W	B	W	B	W	B	W	B			
1	2	3	4	5	6	7	8	9	10	11	12	13	14	15	16	17	18	19	20	21	
LACCADIVE, MINICOY AND AMINDIVI ISLANDS																					
(i) All Religions																					
All Ages	7,002	1,012	95	..	1,058	223	1,303	279	1,166	248	819	136	855	89	557	26	1,115	11	34	..	
Less than 13	694	114	3	..	47	7	113	33	108	32	89	19	94	12	82	8	158	3	
13-17	4,654	675	47	..	675	124	868	196	809	174	562	89	581	69	369	16	743	7	
18-22	1,466	201	39	..	295	80	286	42	228	40	161	28	165	8	95	2	197	1	
23-27	124	20	3	..	34	11	30	7	18	2	5	9	9	..	16	
28+	30	2	3	..	7	1	6	1	3	..	2	..	6	..	2	..	1	
Unspecified	34	34	
(ii) Hindus																					
All Ages	253	37	11	..	79	20	81	9	51	7	18	1	8	..	2	..	1	..	2	..	
Less than 13	2	1	
13-17	68	10	1	..	13	2	23	4	20	4	7	..	3	1	
18-22	133	19	5	..	48	13	40	2	23	3	11	1	5	..	1	
23-27	40	7	2	..	16	4	15	3	7	
28+	8	1	3	..	2	1	3	
Unspecified	2	2	
(iii) Muslims																					
All Ages	6,714	967	83	..	967	200	1,210	267	1,109	239	800	135	845	89	555	26	1,113	11	32	..	
Less than 13	692	114	3	..	47	7	113	33	107	32	89	19	94	12	82	8	157	3	
13-17	4,585	665	46	..	652	122	845	192	788	170	555	89	578	69	368	16	743	7	
18-22	1,315	178	33	..	242	65	241	40	201	35	149	27	158	8	94	2	197	1	
23-27	72	10	1	..	13	6	10	2	10	2	5	9	9	..	15	
28+	18	3	..	1	..	3	..	2	..	6	..	2	..	1	
Unspecified	32	32	
(iv) Christians																					
All Ages	35	8	1	..	12	3	12	3	6	2	1	..	2	1	
Less than 13	
13-17	1	1	
18-22	18	4	1	..	5	2	5	..	4	2	1	..	2	
23-27	12	3	5	1	5	2	1	1	
28+	4	1	2	..	2	1	
Unspecified	
(v) Others																					
All Ages	

		(ii) Hindus									
All Ages		28	5	1	12	4	4	8	1	5	2
Less than 13											
13-17		6	1		2	1	3				
18-22		15	1		6	4	4				
23-27		6	2		3	2	1				
28+		1	1		1						
Unspecified											
All Ages		1,165	205	17	178	40	216	53	196	51	156
Less than 13											
13-17		335	70	2	28	7	57	19	59	18	50
18-22		727	125	10	129	28	146	33	122	32	98
23-27		92	10	5	21	5	13	1	15	7	2
28+		2									
Unspecified		9									
All Ages		1,165	205	17	178	40	216	53	196	51	156
Less than 13											
13-17											
18-22											
23-27											
28+											
Unspecified											
All Ages		3				1					1
Less than 13											
13-17											
18-22											
23-27											
28+											
Unspecified											
All Ages		3				1					1
Less than 13											
13-17											
18-22											
23-27											
28+											
Unspecified											
All Ages		684	136	5	100	31	127	35	105	34	68
Less than 13											
13-17		29	3		2		4	2	1		1
18-22		536	109	2	71	22	93	29	84	28	57
23-27		112	24	3	25	9	28	4	20	6	10
28+		4			2		2				
Unspecified		3									
All Ages		684	136	5	100	31	127	35	105	34	68
Less than 13											
13-17											
18-22											
23-27											
28+											
Unspecified											
All Ages		16	2		5	2	7		2		1
Less than 13											
13-17		2			1						
18-22		11	2	3	3	2	5		2		1
23-27		3		1	2		2				
28+											
Unspecified											

(iii) *Muslims*

All Ages	810	98	7	..	124	20	171	35	138	18	84	12	96	12	70	1	116	..	4	..
Less than 13	..	7	1	..	1	..	18	6	7	..	4	..	8	1	8	..	8
13-17	..	55	2	..	88	12	132	26	103	16	65	7	68	10	53	..	89
18-22	..	600	4	..	33	8	20	3	26	2	15	5	20	1	7	..	18
23-27	..	143	2	..	1
28+	..	5	1	..	1	..	1
Unspecified	..	3	1
Unspecified	..	4	4

(iv) *Christians*

All Ages	15	4	3	1	7	1	3	2	1	1
Less than 13
13-17
18-22	..	10	3	..	1	1	5	..	3	2	1
23-27	..	3	1	2	1	1
28+	..	2	2
Unspecified

(v) *Others*

All Ages
..

AMINI

(i) *All Religions*

All Ages	979	116	10	..	130	30	181	28	180	34	110	11	106	8	87	5	172	..	3	..
Less than 13	..	5	4	..	13	1	5	2	5	..	8	1	11	1	25
13-17	..	71	6	..	68	16	94	16	109	20	63	5	69	6	48	3	87
18-22	..	544	2	..	50	13	65	10	60	12	41	6	27	1	25	1	58
23-27	..	328	2	..	7	1	8	1	6	2	..	2	..	2
28+	..	28	1	..	1	..	1	1
Unspecified	..	5	1
Unspecified	..	3	3

(ii) *Hindus*

All Ages	30	4	1	..	11	2	7	..	7	1	3	1	1
Less than 13
13-17	..	5	2	..	2	..	1
18-22	..	15	3	..	5	1	2	..	4	1	3	1	1
23-27	..	8	1	..	4	1	2	..	2
28+	..	2	1	..	1
Unspecified

(iii) *Muslims*

All Ages	946	112	9	..	117	28	174	28	172	33	107	10	105	8	87	5	172	..	3	..
Less than 13	..	5	4	..	13	1	5	2	5	..	8	1	11	1	25
13-17	..	71	6	..	66	16	42	16	107	20	63	5	69	6	48	3	87
18-22	..	538	2	..	45	12	63	10	56	11	38	5	26	1	25	1	58
23-27	..	313	1	..	1	..	6	1	4	2	..	2	..	2
28+	..	18	1	1
Unspecified	..	3	1
Unspecified	..	3	3

	1	2	3	4	5	6	7	8	9	10	11	12	13	14	15	16	17	18	19	20	21
(iii) Muslims																					
All Ages		295	41	1	..	34	5	45	10	58	14	30	4	46	4	22	2	58	2	1	..
Less than 13			8			3		3	1	9	5	6		9	1	6	1	7			
13-17		43	30	25	4	33	7	43	9	21	4	33	3	15	1	46	2
18-22		216	3	1	..	6	1	8	2	6	..	3	..	4	..	1	..	5
23-27		34	1	1
28+		1
Unspecified		1
(iv) Christians																					
All Ages			1	1	1
Less than 13		
13-17	
18-22	
23-27		1	1	1	1
28+	
Unspecified	
(v) Others																					
All Ages	
BITRA																					
(i) All Religions																					
All Ages			34	12	..	5	1	6	3	3	2	7	4	5	1	1	..	7	1
Less than 13			3	1	..	3	1	1	1	2	..	1	..	2	1
13-17		10	8	1	..	3	2	2	1	6	4	3	1	3
18-22		18	1	3	1	3
23-27		6
28+	
Unspecified	
(ii) Muslims																					
All Ages			34	12	..	5	1	6	3	3	2	7	4	5	1	1	..	7	1
Less than 13			3	1	..	3	1	1	1	2	..	1	..	2	1
13-17		10	8	1	..	3	2	2	1	6	4	3	1	3
18-22		18	1	3	1	3
23-27		6
28+	
Unspecified	

Note: There are only Muslims in Bitra

W: Women B: Births

F-III DISTRIBUTION OF CURRENTLY MARRIED WOMEN AND THE RELATED BIRTHS DURING THE LAST YEAR BY SCHEDULED CASTES/SCHEDULE TRIBES, DURATION OF MARRIAGE AND AGE AT MARRIAGE

APPENDIX

UNION TERRITORY/ISLAND

DURATION OF MARRIAGE

Age at Marriage	All duration		Less than 1		1-4		5-9		10-14		15-19		20-24		25-29		30+		Unspecified	
	W	B	W	B	W	B	W	B	W	B	W	B	W	B	W	B	W	B	W	B
1	2	3	4	5	6	7	8	9	10	11	12	13	14	15	16	17	18	19	20	21

LACCADIVE, MINICOY & AMINDIVI ISLANDS

(i) All Scheduled Castes

Nil

(ii) All Scheduled Tribes

All Ages	6,633	950	83	..	957	196	1187	257	1,099	236	794	135	836	89	549	26	1,096	11	32	..
Less than 13	685	112	3	..	47	7	111	31	106	32	89	19	94	12	81	8	154	3
13-17	4,536	658	46	..	639	122	834	187	783	168	550	89	570	69	365	16	729	7
18-22	1,290	170	33	..	235	61	231	37	197	34	148	27	157	8	92	2	197	1
23-27	72	10	1	..	13	6	10	2	10	2	5	..	9	..	9	..	15
28+	18	3	..	1	..	3	..	2	..	6	..	2	..	1
Unspecified	32	32

MINICOY

(i) All Scheduled Castes

Nil

(ii) All Scheduled Tribes

All Ages	1,182	160	21	..	195	41	191	44	177	38	149	22	144	14	98	..	206	1	1	..
Less than 13	36	5	2	..	7	1	9	3	5	1	6	..	2	..	5
13-17	766	110	9	..	118	15	139	37	121	28	105	18	76	11	60	..	138	1
18-22	342	40	12	..	66	21	44	6	44	7	35	3	54	3	32	..	55
23-27	31	5	9	5	1	..	2	..	4	..	4	..	3	..	8
28+	6	1	4	..	1
Unspecified	1	1

KALPENI

(i) All Scheduled Castes

Nil

W: Women
B: Births

	1	2	3	4	5	6	7	8	9	10	11	12	13	14	15	16	17	18	19	20	21
All Ages		633	74	8	..	90	13	101	17	89	15	78	11	88	11	54	5	123	2	2	..
Less than 13		82	11	3	..	4	2	10	1	15	2	9	2	13	3	28	1
13-17		435	55	5	..	65	12	73	13	68	12	50	8	65	7	34	2	75	1
18-22		104	7	3	..	20	..	24	2	10	2	13	1	10	2	5	..	19
23-27		5	1	1	2	..	2
28+		5	1	2	1
Unspecified		2

(ii) All Scheduled Tribes

ANDROTH

(i) All Scheduled Castes
Nil

(ii) All Scheduled Tribes

All Ages		1,152	203	17	..	177	40	213	51	194	51	154	32	146	19	91	8	151	2	9	..
Less than 13		332	69	2	..	28	7	56	18	58	18	50	15	41	7	38	3	59	1
13-17		720	124	10	..	129	28	144	32	122	32	96	15	93	12	44	4	82	1
18-22		89	10	5	..	20	5	13	1	14	1	7	2	12	..	9	1	9
23-27		2	1	1
28+	
Unspecified		9	9

AGATTI

(i) All Scheduled Castes
Nil

(ii) All Scheduled Tribes

All Ages		661	131	5	..	93	28	118	33	102	34	67	17	94	13	52	3	127	3	3	..
Less than 13		28	2	2	..	3	1	1	..	1	1	5	..	2	..	14
13-17		530	108	2	..	70	22	92	28	83	28	56	12	79	13	46	3	102	2
18-22		99	21	3	..	20	6	23	4	18	6	10	4	10	..	4	..	11	1
23-27		1	1
28+	
Unspecified		3	3

KAVARATTI

(i) All Scheduled Castes
Nil

(ii) All Scheduled Tribes

All Ages	804	95	7	124	20	166	32	138	18	84	12	96	12	70	1	115	4
Less than 13	55	7	1	1	18	6	7	4	8	1	8	8	1	8	1	8	4
13-17	597	70	2	88	12	130	24	103	16	65	7	68	10	53	1	88	..
18-22	140	18	4	33	8	17	2	26	2	15	5	20	1	7	..	18	..
23-27	5	1	1	2	..	1	..
28+	3	1	1
Unspecified	4	4

AMINI

(i) All Scheduled Castes

Nil

(ii) All Scheduled Tribes

All Ages	933	112	9	117	28	172	28	169	33	107	10	105	8	84	5	167	3
Less than 13	69	5	..	4	13	13	1	5	2	5	..	8	1	10	1	24	..
13-17	532	66	6	66	16	92	16	105	20	63	5	69	6	48	3	83	..
18-22	308	40	2	45	12	61	10	55	11	38	5	26	1	23	1	58	..
23-27	18	1	1	1	6	4	2	..	2	..	2	..
28+	3	1	1	1
Unspecified	3	3

KADMAT

(i) All Scheduled Castes

Nil

(ii) All Scheduled Tribes

All Ages	503	65	5	68	13	88	23	102	19	62	6	57	3	42	1	70	9
Less than 13	17	2	..	1	..	2	..	5	2	3	..	4	..	1	..	1	..
13-17	403	52	4	53	10	71	20	86	14	48	5	44	2	33	1	64	..
18-22	73	11	1	14	3	15	3	11	3	10	1	9	1	8	..	5	..
23-27
28+	1	1
Unspecified	9	9

KILTAN

(i) All Scheduled Castes

Nil

(ii) All Scheduled Tribes

All Ages	436	57	10	54	7	87	16	67	12	56	17	55	4	35	1	72	..
Less than 13	13	2	..	2	..	1	2	6	..
13-17	319	35	8	44	3	57	8	50	8	40	11	40	4	32	1	48	..
18-22	95	19	2	8	4	26	7	13	2	16	6	12	..	3	..	15	..
23-27	9	3	2	1	3	2	1	3	..
28+
Unspecified

DISTRIBUTION OF CURRENTLY MARRIED WOMEN AND THE RELATED BIRTHS DURING THE LAST YEAR BY EDUCATION, DURATION OF MARRIAGE AND AGE AT MARRIAGE

TABLE F-IV

This table with its two parts viz., Part A (for Rural) and Part B (for Urban) gives the distribution of currently married women and the related births during the last one year (computed from the day of Muharram i.e. 19-3-70) prior to the date of enumeration by education, duration of marriage and age at marriage. Since the Union Territory of L. M. & A. Islands has only rural areas the presentation of this table is limited to Part A. These data will be use-

ful in deriving fertility differentials by Education in duration specific fertility rates for various age at marriage groups.

The test for literacy and educational standard adopted at the 1971 Census has been spelt out in the fly-leaf of Table C-III in this volume. The classification of literacy and the grouping of ages in this table are the same as those of tables F-II and F-III respectively.

PART A DISTRIBUTION OF CURRENTLY MARRIED WOMEN AND THE RELATED BIRTHS DURING THE LAST YEAR BY EDUCATION, DURATION OF MARRIAGE AND AGE AT MARRIAGE (RURAL)

Age at Marriage		DURATION OF MARRIAGE																				Unspecified
		All Duration		Less than 1		1-4		5-9		10-14		15-19		20-24		25-29		30+				
		W	B	W	B	W	B	W	B	W	B	W	B	W	B	W	B	W	B	W	B	
1	2	3	4	5	6	7	8	9	10	11	12	13	14	15	16	17	18	19	20	21		

LACCADIVE, MINICOY & AMINDIVI ISLANDS

(i) Illiterate

All Ages	4,663	604	22	..	382	82	670	142	788	166	591	104	708	74	477	25	999	11	26	..	
Less than 13
13-17	528	84	1	..	23	5	51	19	77	22	74	17	82	10	73	8	147	3
18-22	3,127	403	10	..	251	44	463	98	553	116	399	65	471	58	317	15	663	7
23-27	903	111	11	..	97	30	145	23	148	27	112	22	141	6	76	2	173	1
28+	61	6	8	3	10	2	7	1	4	..	8	..	9	..	15
Unspecified	18	3	..	1	..	3	..	2	..	6	..	2	..	1
	26	26

(ii) Literate but less than Matriculate

All Ages	2,181	380	68	..	605	121	582	130	357	81	223	32	144	15	79	1	116	..	7	..	
Less than 13
13-17	164	30	2	..	24	2	61	14	31	10	14	2	12	2	9	..	11
18-22	1,516	270	37	..	420	80	401	96	253	58	162	24	109	11	52	1	80
23-27	471	73	26	..	153	34	116	19	66	12	46	6	22	2	18	..	24
28+	22	7	3	..	8	5	3	1	5	1	1	..	1	1
Unspecified	1
	7	7

(iii) Matriculate and above but less than Graduate

All Ages	139	27	3	..	62	19	46	7	19	1	5	..	3	..	1
Less than 13
13-17	2	1	1
18-22	11	2	4	..	4	2	1	..	1	..	1
23-27	85	16	1	..	41	15	23	..	14	1	3	..	2	..	1
28+	32	7	14	3	14	4	4
Unspecified	9	2	2	..	3	1	4	1

(iv) Graduate and above

All Ages	19	1	2	..	9	1	5	..	2	1
Less than 13
13-17
18-22	7	1	1	..	4	1	2
23-27	9	..	1	..	4	..	3	..	2
28+	2	..	1	..	1
Unspecified	1	1

AMINI

(i) Illiterate

All Ages	725	81	3	..	57	16	115	18	131	26	92	10	89	7	78	4	157	..	3	..
Less than 13	..	4	3	..	4	..	3	2	5	..	7	1	8	1	22
13-17	..	47	3	..	30	10	62	10	79	15	52	5	56	5	45	2	81
18-22	..	29	22	6	43	7	46	9	34	5	24	1	22	1	52
23-27	..	1	1	..	6	1	3	2	..	2	..	2
28+	1	1	1
Unspecified	..	3	3

(ii) Literate but less than Matriculate

All Ages	238	34	6	..	64	13	63	10	46	8	18	1	17	1	9	1	15
Less than 13	..	19	1	..	1	..	9	1	2	1	..	3	..	3
13-17	..	136	3	..	38	6	32	6	30	5	11	..	13	1	3	1	6
18-22	..	79	2	..	24	6	22	3	12	3	7	1	3	..	3	3	6
23-27	..	4	1	..	1	1	2
28+
Unspecified

(iii) Matriculate and above but less than Graduate

All Ages	13	1	9	1	2	..	2
Less than 13
13-17	..	6	1	..	4	1	2
18-22	..	6	5
23-27	..	1	1
28+	1
Unspecified

(iv) Graduate and above

All Ages	3	..	1	1	..	1
Less than 13
13-17
18-22	..	2	1
23-27	..	1
28+
Unspecified

KADMAT

(i) Illiterate

All Ages	300	32	34	3	34	9	62	14	22	3	41	2	32	1	67	..	8	..
Less than 13	..	1	3	1	3	..	3	1
13-17	..	25	33	3	27	7	51	10	12	2	30	2	29	1	62
18-22	..	6	1	..	2	8	3	6	1	8	3	..	4
23-27
28+	1
Unspecified	..	8	8

	1	2	3	4	5	6	7	8	9	10	11	12	13	14	15	16	17	18	19	20	21
--	---	---	---	---	---	---	---	---	---	----	----	----	----	----	----	----	----	----	----	----	----

BITRA

(i) Illiterate

All Ages	1	1	1	..	6	3	5	1	1	..	7	1
Less than 13	1	1	2	..	1	..	2	1
13-17	1	..	5	3	3	1	3
18-22	1	2
23-27
28+
Unspecified

(ii) Literate but less than Matriculate

All Ages	5	1	5	2	2	2	1	1
Less than 13	1	..	2	..	1	1
13-17	1	..	3	2	1	1	1	1
18-22	3	1
23-27
28+
Unspecified

(iii) Matriculate and above but less than Graduate

All Ages
-----------------	----	----	----	----	----	----	----	----	----	----	----	----	----	----	----	----	----	----	----	----	----

(iv) Graduate and above

All Ages
-----------------	----	----	----	----	----	----	----	----	----	----	----	----	----	----	----	----	----	----	----	----	----

W—Women
B—Births

**DISTRIBUTION OF CURRENTLY MARRIED WOMEN AND THE RELATED BIRTHS DURING THE
LAST YEAR BY RELIGION, EDUCATION GROUPS, PRESENT AGE AND AGE AT MARRIAGE**

TABLE F-V

This table gives the distribution of currently married women and related births during one year (computed from the day of Muharram *i.e.* 19-3-70) prior to the date of enumeration by religion-*cum*-education, present age and age at marriage. The data have been presented separately for three major religions of the territory and for each educational standards down to the island level. As in Table

F-I; other beliefs have been clubbed together as 'Others'. The groupings of ages adopted in this table are the same as that of Table F-I. The data presented in this table will be useful in deriving fertility differentials by Religion-*cum*-Education in median age at marriage and in age specific fertility rates, total fertility rate and general fertility rate for various age at marriage groups.

**F-V DISTRIBUTION OF CURRENTLY MARRIED WOMEN AND THE RELATED BIRTHS DURING THE LAST YEAR
BY RELIGION, EDUCATION GROUPS, PRESENT AGE AND AGE AT MARRIAGE (RURAL)**

Age at Marriage	PRESENT AGE														Unspecified							
	13-17		18-22		23-27		28-32		33-37		38-42		43-47			48+						
	W	B	W	B	W	B	W	B	W	B	W	B	W	B		W	B					
1	2	3	4	5	6	7	8	9	10	11	12	13	14	15	16	17	18	19	20	21	22	23

LACCADIVE, MINICOIY ANDAMINDIVI ISLANDS

(i) Hindu Illiterate

All Ages	17		2		1		6		1		3		3		2		
	Less than 13	13-17	18-22	23-27	28-32	33-37	38-42	43-47	48+	Unspecified												
115	2	1	20	3	49	8	24	3	13	3	4	1	2	
Less than 13	9	1	3	1	2	..	3	
13-17	8	1	2	1	3	..	1	2	
18-22	
23-27	
28+	
Unspecified	

(ii) Hindu literate but less than Matriculate

All Ages	18		2		1		20		3		49		8		24		3		13		3		4		1		2		
	Less than 13	13-17	18-22	23-27	28-32	33-37	38-42	43-47	48+	Unspecified																						
106	15	1		
Less than 13	5		
13-17	70	11		
18-22	24	4		
23-27	7	1		
28+		
Unspecified		

(iii) Hindu Matriculate and above but less than Graduate

All Ages	16		.. <th colspan="2">.. <th colspan="2">24</th> <th colspan="2">4</th> <th colspan="2">31</th> <th colspan="2">7</th> <th colspan="2">27</th> <th colspan="2">4</th> <th colspan="2">22</th> <th colspan="2">1</th> <th colspan="2">2</th> <th colspan="2">..</th> <th colspan="2">..</th> <th colspan="2">..</th> </th>		.. <th colspan="2">24</th> <th colspan="2">4</th> <th colspan="2">31</th> <th colspan="2">7</th> <th colspan="2">27</th> <th colspan="2">4</th> <th colspan="2">22</th> <th colspan="2">1</th> <th colspan="2">2</th> <th colspan="2">..</th> <th colspan="2">..</th> <th colspan="2">..</th>		24		4		31		7		27		4		22		1		2		
	Less than 13	13-17	18-22	23-27	28-32	33-37	38-42	43-47	48+	Unspecified																				
106	15	1
Less than 13	5
13-17	70	11
18-22	24	4
23-27	7	1
28+
Unspecified

(iv) Hindu graduate and above

All Ages	15		1		.. <th colspan="2">.. <th colspan="2">5</th> <th colspan="2">1</th> <th colspan="2">6</th> <th colspan="2">.. <th colspan="2">2</th> <th colspan="2">.. <th colspan="2">1</th> <th colspan="2">..</th> <th colspan="2">..</th> <th colspan="2">..</th> </th></th></th>		.. <th colspan="2">5</th> <th colspan="2">1</th> <th colspan="2">6</th> <th colspan="2">.. <th colspan="2">2</th> <th colspan="2">.. <th colspan="2">1</th> <th colspan="2">..</th> <th colspan="2">..</th> <th colspan="2">..</th> </th></th>		5		1		6		.. <th colspan="2">2</th> <th colspan="2">.. <th colspan="2">1</th> <th colspan="2">..</th> <th colspan="2">..</th> <th colspan="2">..</th> </th>		2		.. <th colspan="2">1</th> <th colspan="2">..</th> <th colspan="2">..</th> <th colspan="2">..</th>		1			
	Less than 13	13-17	18-22	23-27	28-32	33-37	38-42	43-47	48+	Unspecified																			
106	15	1
Less than 13
13-17	6	1
18-22	7
23-27	1
28+
Unspecified

	1	2	3	4	5	6	7	8	9	10	11	12	13	14	15	16	17	18	19	20	21	22	23
All Ages			3	1								1		1	1	1							
Less than 13																							
13-17																							
18-22			1																				
23-27			1									1											
28+			1	1								1											
Unspecified														1									
All Ages			2						2														
Less than 13																							
13-17																							
18-22			1						1														
23-27			1						1														
28+																							
Unspecified																							
All Ages																							
All Ages																							
All Ages																							
All Ages																							
All Ages																							
All Ages			1											1									
Less than 13																							
13-17																							
18-22																							
23-27																							
28+																							
Unspecified																							

(iii) Christian Matriculate and above but less than Graduate

(iv) Christian Graduate and above

(i) Others Illiterate

(ii) Others Literate but less than Matriculate

(iii) Others Matriculate and above but less than Graduate

(iv) Others Graduate and above

KALPANI

(i) Hindu Illiterate

	1	2	3	4	5	6	7	8	9	10	11	12	13	14	15	16	17	18	19	20	21	22	23
--	---	---	---	---	---	---	---	---	---	----	----	----	----	----	----	----	----	----	----	----	----	----	----

All Ages (i) *Christian Illiterate*

All Ages (ii) *Christian Literate but less than Matriculate*

Less than 13 2

13-17

18-22 2

23-27

28+

Unspecified

All Ages (iii) *Christian Matriculate and above but less than Graduate*

Less than 13 2 1

13-17

18-22

23-27 2 1

28+

Unspecified

All Ages (iv) *Christian Graduate and above*

All Ages (i) *Others Illiterate*

All Ages (ii) *Others Literate but less than Matriculate*

All Ages (iii) *Others Matriculate and above but less than Graduate*

All Ages (iv) *Others Graduate and above*

ANDROTH

(i) Hindu Illiterate

All Ages	1	2	3	4	5	6	7	8	9	10	11	12	13	14	15	16	17	18	19	20	21	22	23	24	25	26	27	28+	Unspecified				
Less than 13	1																																
13-17																																	
18-22	1																																
23-27																																	
28+																																	
Unspecified																																	

(ii) Hindu Literate but less than Matriculate

All Ages	1	2	3	4	5	6	7	8	9	10	11	12	13	14	15	16	17	18	19	20	21	22	23	24	25	26	27	28+	Unspecified					
Less than 13																																		
13-17																																		
18-22	6			1			3																											
23-27	7			3			1																											
28+	2						1																											
Unspecified																																		

(iii) Hindu Matriculate and above but less than Graduate

All Ages	1	2	3	4	5	6	7	8	9	10	11	12	13	14	15	16	17	18	19	20	21	22	23	24	25	26	27	28+	Unspecified							
Less than 13																																				
13-17																																				
18-22	7			3			1																													
23-27	2						1																													
28+	1																																			
Unspecified																																				

(iv) Hindu Graduate and above

All Ages	1	2	3	4	5	6	7	8	9	10	11	12	13	14	15	16	17	18	19	20	21	22	23	24	25	26	27	28+	Unspecified							
Less than 13																																				
13-17																																				
18-22																																				
23-27	2																																			
28+																																				
Unspecified																																				

(i) Muslim Illiterate

All Ages	1	2	3	4	5	6	7	8	9	10	11	12	13	14	15	16	17	18	19	20	21	22	23	24	25	26	27	28+	Unspecified								
Less than 13																																					
13-17																																					
18-22	282			21			43																														
23-27	573			20			101																														
28+	80						4																														
Unspecified	2																																				
Unspecified	7																																				

	(i) Others Illiterate														
	(ii) Others Literate but less than Matriculate			(iii) Others Matriculate and above but less than Graduate			(iv) Others Graduate and above								
All Ages
All Ages
All Ages
All Ages

AGATTI

	(i) Hindu Illiterate														
	(ii) Hindu Literate but less than Matriculate			(iii) Hindu Matriculate and above but less than Graduate			(iv) Hindu Graduate and above								
All Ages
All Ages
Less than 13
13-17
18-22
23-27
28+
Unspecified

	(ii) Hindu Literate but less than Matriculate														
	(iii) Hindu Matriculate and above but less than Graduate			(iv) Hindu Graduate and above											
All Ages
Less than 13
13-17
18-22
23-27
28+
Unspecified

	(iii) Hindu Matriculate and above but less than Graduate														
	(iv) Hindu Graduate and above														
All Ages
Less than 13
13-17
18-22
23-27
28+
Unspecified

All Ages	<i>(i) Others Illiterate</i>										
All Ages	<i>(ii) Others Literate but less than Matriculate</i>										
All Ages	<i>(iii) Others Matriculate and above but less than Graduate</i>										
All Ages	<i>(iv) Others Graduate and above</i>										

KAVARATTI

All Ages	10	1	1	1	4	1	1	2	1	1	1	1	1	1	1	1	1	1	1	1
Less than 13
13-17	6	1	1	1	2	1	1	2	1	1	1	1	1	1	1	1	1	1	1	1
18-22	4
23-27
28+
Unspecified
All Ages	39	5	5	5	8	1	15	2	6	1	6	1	2	1	2	1	1	1	1	1
Less than 13
13-17	26	4	1	1	8	1	10	2	5	1	1	1	1	1	1	1	1	1	1	1
18-22	12	1	5	..	1	..	4	1	1	1	1	1	1	1	1	1
23-27
28+
Unspecified	1	1
All Ages	32	5	5	5	7	1	6	2	11	2	8	1	2	8	1	1	1	1	1	1
Less than 13
13-17	24	4	1	1	7	1	6	2	6	1	5	1	3	3	1	1	1	1	1	1
18-22	8	1	5	1	3
23-27
28+
Unspecified
All Ages	6	6	6	6	2	2	3	1	3	1	1	1	1	1	1	1	1	1	1	1
Less than 13
13-17	3
18-22	2
23-27
28+
Unspecified	1

<i>(iv) Christian Graduate and above</i>										
All Ages
<i>(i) Others Illiterate</i>										
All Ages
<i>(ii) Others Literate but less than Matriculate</i>										
All Ages
<i>(iii) Others Matriculate and above but less than Graduate</i>										
All Ages
<i>(iv) Others Graduate and above</i>										
All Ages

BITRA

<i>(i) Muslim Illiterate</i>										
All Ages
Less than 13	21	6	2
13-17	..	12	4
18-22	..	3
23-27
28+
Unspecified
<i>(ii) Muslim Literate but less than Matriculate</i>										
All Ages
Less than 13	13	6	1
13-17	..	4	1
18-22	..	6	4
23-27	..	3	1
28+
Unspecified
<i>(iii) Muslim Matriculate and above but less than Graduate</i>										
All Ages
<i>(iv) Muslim Graduate and above</i>										
All Ages

Note : There are only Muslims in Bitra

**SPECIAL TABLES
FOR
SCHEDULED CASTES AND SCHEDULED TRIBES**

**S.T I—INDUSTRIAL CLASSIFICATION OF PERSONS AT WORK AND NON-WORKERS BY SEX
FOR SCHEDULED TRIBES**

FLY LEAF

Table ST. I. dealing with Scheduled Tribe population gives the sex wise distribution of workers classified by nine industrial categories and non-workers. A worker is a person whose main activity is participation in any economically productive work by his physical or mental activity. Work involves not only actual work but effective supervision and direction of work. Those who do not come under the purview of workers are treated as non-workers. The table has been divided into two parts: Part A and Part B. Since the Union Territory of L. M. & A. Islands is entirely rural, the presentation of this table is limited to Table S.T. 1 Part A only. The table has been presented for the Union Territory and each of the inhabited islands. The following industrial classification has been adopted for the preparation of this table.

- I. Working as cultivator.
- II. Working as Agricultural Labourer.
- III. Working in Livestock, Forestry, Fishing, Hunting and Plantation, Orchards and allied activities.
- IV. Working in Mining and Quarrying.

- V. Working in Manufacturing, Processing, Servicing and Repairs
 - (a) Household Industry
 - (b) Other than Household Industry.
- VI. Working in Construction
- VII. Working in Trade and Commerce
- VIII. Working in Transport, Storage and Communications.
- IX. Working in other Services
- X. Non-Workers.

This table corresponds to table SCT I Part B of the 1961 Census with a slight change in the industrial category. The difference in 1971 census is in respect of assigning a separate category to Mining and Quarrying ie, Category IV as against a combined category of Mining, Quarrying, Livestock, Forestry, Fishing, Hunting and Plantations, Orchards and Allied activities in 1961. The 1961 Category IV of Household Industry is included in Category V— Manufacturing etc., treating it as sub-category.

ST.—I. PART A. INDUSTRIAL CLASSIFICATION OF PERSONS AT WORK AND NON-WORKERS BY SEX FOR SCHEDULED TRIBES

Sl. No.	Name of Scheduled Tribe	Total		Workers											IV Mining and Quarrying		
		P	M	F	Total Workers		I Cultivator		II Agricultural labourer		III Live stock, Forestry Fishing, Hunting & Plantations Orchards & Allied activities		F	M		F	M
					M	F	M	F	M	F	M	F					
1	2	2	4	5	6	7	8	9	10	11	12	13	14	15			
LACCADIVE, MINICOY & AMINDIVI ISLANDS																	
1.	Inhabitants of L.M.&A. Islands	29,540	14,614	14,926	5,110	2,000	4	2,183	2	4	..			
MINICOY																	
1.	Inhabitants of L.M.&A. Island	4,803	2,079	2,724	709	311	202			
KALPENI																	
1.	Inhabitants of L.M.&A. Islands	3,008	1,486	1,522	585	384	275			
ANDROTH																	
1.	Inhabitants of L.M.&A. Islands	5,178	2,508	2,670	768	184	4	414	2	1	..			
AGATTI																	
1.	Inhabitants of L.M.&A. Islands	3,059	1,597	1,462	667	447	349			
KAVARATTI																	
1.	Inhabitants of L.M.&A. Islands	3,649	1,922	1,727	558	55	47			
AMINI																	
1.	Inhabitants of L.M.&A. Islands	4,317	2,293	2,024	592	392	119			
KADMAT																	
1.	Inhabitants of L.M.&A. Islands	2,304	1,122	1,182	466	13	356	..	3	..			
KILTAN																	
1.	Inhabitants of L.M.&A. Islands	1,963	997	966	447	127	324			
CHETLAT																	
1.	Inhabitants of L.M.&A. Islands	1,147	554	593	279	66	64			
BITRA																	
1.	Inhabitants of L.M.&A. Islands	112	56	56	39	21	33			

ST.—I. PART A. INDUSTRIAL CLASSIFICATION OF PERSONS AT WORK AND NON-WORKERS BY SEX FOR SCHEDULED TRIBES

Sl. No.	Name of Scheduled Tribe	WORKERS										IX Other Services	X Non-workers				
		V Manufacturing, processing, servicing and repairs		VI Construction		VII Trade and Commerce		VIII Transport, storage communication		IX Other Services				X Non-workers			
		Household Industry (a)		Other than household Industry (b)		Construction		Trade and Commerce		Transport, storage communication				Other Services		Non-workers	
	M	F	M	F	M	F	M	F	M	F	M	F	M	F	M	F	
1	2	16	17	18	19	20	21	22	23	24	25	26	27	28	29		
LACCADIVE MINICOY AND AMINDIVI ISLANDS																	
1.	Inhabitants of L.M.&A. Islands	628	1,847	412	32	421	40	228	9	377	..	853	70	9,504	10,926		
MINICOY																	
1.	Inhabitants of L.M.&A. Islands	29	213	29	31	22	39	27	3	289	..	111	25	1,370	2,413		
KALPANI																	
1.	Inhabitants of L.M.&A. Islands	140	369	29	..	19	..	27	3	19	..	76	12	901	1,138		
ANDROTH																	
1.	Inhabitants of L.M.&A. Islands	33	171	47	..	73	..	27	1	10	..	159	10	1,740	2,486		
AGATTI																	
1.	Inhabitants of L.M.&A. Islands	158	444	50	..	19	..	27	..	3	..	61	3	930	1,015		
KAVARATTI																	
1.	Inhabitants of L.M.&A. Islands	14	43	86	..	184	1	37	2	32	..	158	9	1,364	1,672		
AMINI																	
1.	Inhabitants of L.M.&A. Islands	198	388	27	..	48	..	47	..	16	..	137	4	1,701	1,632		
KADMAT																	
1.	Inhabitants of L.M.&A. Islands	4	13	7	..	17	..	14	..	3	..	62	..	656	1,169		
KILTAN																	
1.	Inhabitants of L.M.&A. Islands	14	126	18	..	21	..	17	..	2	..	51	1	550	839		
CHETLAT																	
1.	Inhabitants of L.M.&A. Islands	37	60	117	1	18	..	5	..	3	..	35	5	275	527		
BITRA																	
1.	Inhabitants of L.M.&A. Islands	1	20	2	3	1	17	35		

P—Persons
M—Males
F—Females

S.T II—AGE AND MARITAL STATUS FOR SCHEDULED TRIBES

FLY LEAF

Table ST. II gives the sex-wise distribution of Scheduled Tribe population by broad age-groups and marital status. This table presented for Union Territory and down to the island level is analogous

to table SCT. II Part B of 1961 Census. The broad age-groups and marital status followed in the table are as shown below.

<i>Age-group</i>	<i>Marital Status</i>
(i) 0—14	(i) Never Married
(ii) 15—44	(ii) Married
(iii) 45+	(iii) Widowed
(iv) Age not stated	(iv) Divorced or separated
	(v) Unspecified status

The definition for marital status has been spelt out in the fly-leaf of table C-II of this volume.

ST. II AGE AND MARITAL STATUS FOR SCHEDULED TRIBES

Sl. Name of Scheduled Tribe No.	TOTAL POPULATION																
	Total		Never Married			Married			Widowed			Divorced or separated			Unspecified Status		
	P	M	F	M	F	M	F	M	F	M	F	M	F	M	F		
1	2	3	4	5	6	7	8	9	10	11	12	13	14	15			
LACCADIVE, MINICOY & AMINDIVI ISLANDS																	
1.	Inhabitants of L.M.&A. Islands	29,540	14,614	14,926	8,660	6,660	5,525	6,633	246	1,043	183	590			
MINICOY																	
1.	Inhabitants of L.M.&A. Islands	4,803	2,079	2,724	1,421	1,171	588	1,182	46	247	24	124			
KALPENI																	
1.	Inhabitants of L.M.&A. Islands	3,008	1,486	1,522	862	677	558	633	25	112	41	100			
ANDROTH																	
1.	Inhabitants of L.M.&A. Islands	5,178	2,508	2,670	1,502	1,219	939	1,152	33	189	34	110			
AGATTI																	
1.	Inhabitants of L.M.&A. Islands	3,059	1,597	1,462	905	696	651	661	31	62	10	43			
KAVARATTI																	
1.	Inhabitants of L.M.&A. Islands	3,649	1,922	1,727	1,102	777	767	804	39	117	14	29			
AMINI																	
1.	Inhabitants of L.M.&A. Islands	4,317	2,293	2,024	1,374	904	870	933	30	146	19	41			
KADMAT																	
1.	Inhabitants of L.M. &A. Islands	2,304	1,122	1,182	660	567	444	503	11	65	7	47			
KILTAN																	
1.	Inhabitants of L.M.&A. Islands	1,963	997	966	551	421	404	436	22	56	20	53			
CHETLAT																	
1.	Inhabitants of L.M.&A. Islands	1,147	554	593	263	213	269	295	9	45	13	40			
BITRA																	
1.	Inhabitants of L.M.&A. Islands	112	56	56	20	15	35	34	..	4	1	3			

Sl. No.	Name of Scheduled Tribe	Total		Never Married		Married		Widowed		Divorced or Separated		Unspecified Status	
		M	F	M	F	M	F	M	F	M	F	M	F
1	2	16	17	18	19	20	21	22	23	24	25	26	27
LACCADIVE, MINICOY & AMINDIVI ISLANDS													
1.	Inhabitants of L.M.&A. Islands	6,845	5,841	6,485	5,774	..	62	5
MINICOY													
1.	Inhabitants of L.M.&A. Islands	1,013	931	1,013	926	..	5
KALPENI													
1.	Inhabitants of L.M.&A. Islands	650	559	650	554	..	5
ANDROTH													
1.	Inhabitants of L.M.&A. Islands	1,196	1,176	1,196	1,143	..	30	3
AGATTI													
1.	Inhabitants of L.M.&A. Islands	729	638	729	634	..	2	..	2	..	2
KAVARATTI													
1.	Inhabitants of L.M.&A. Islands	794	676	794	670	..	6
AMINI													
1.	Inhabitants of L.M.&A. Islands	916	763	916	758	..	5
KADMAT													
1.	Inhabitants of L.M.&A. Islands	531	503	531	503
KILTAN													
1.	Inhabitants of L.M.&A. Islands	441	382	441	377	..	5
CHETLAT													
1.	Inhabitants of L.M.&A. Islands	201	199	201	196	..	3
BITRA													
1.	Inhabitants of L.M.&A. Islands	14	14	14	13	..	1

Age 15—44

Sl. No.	Name of Scheduled Tribe	Total		Never Married		Married		Widowed		Divorced or Separated		Unspecified Status	
		M	F	M	F	M	F	M	F	M	F	M	F
1	2	28	29	30	31	32	33	34	35	36	37	38	39
LACCADIVE, MINICOY & AMINDIVI ISLANDS													
1.	Inhabitants of L.M.&A. Islands	5,822	6,793	2,151	874	3,510	5,289	33	167	128	463
1.	Inhabitants of L.M.&A. Islands	709	1,293	394	237	301	915	1	43	13	98
MINICOY													
1.	Inhabitants of L.M.&A. Islands	582	705	209	123	344	496	3	15	26	71
KALPENI													
1.	Inhabitants of L.M.&A. Islands	1,002	1,159	304	75	664	970	6	29	28	85
ANDROTH													
1.	Inhabitants of L.M.&A. Islands	600	624	176	62	413	524	6	6	5	32
AGATTI													
1.	Inhabitants of L.M.&A. Islands	854	820	307	107	531	654	6	33	10	26
KAVARATTI													
1.	Inhabitants of L.M.&A. Islands	1,015	922	456	145	540	724	7	20	12	33
AMINI													
1.	Inhabitants of L.M.&A. Islands	422	523	129	64	286	408	1	8	6	43
KADMAT													
1.	Inhabitants of L.M.&A. Islands	382	436	109	44	252	342	2	5	19	45
KILTAN													
1.	Inhabitants of L.M.&A. Islands	231	282	61	17	161	230	1	8	8	27
CHEILLAT													
1.	Inhabitants of L.M.&A. Islands	25	29	6	..	18	26	1	3
BITRA													

Sl. No.	Name of Scheduled Tribe	Total		Never Married		Married		Widowed		Divorced or Separated		Unspecified Status	
		M	F	M	F	M	F	M	F	M	F	M	F
1	2	40	41	42	43	44	45	46	47	48	49	50	51
LACCADIVE, MINICOY & AMINDIVI ISLANDS													
1.	Inhabitants of L.M.&A. Islands	2,307	2,292	24	12	2,015	1,282	213	876	55	122
1.	Inhabitants of L.M.&A. Islands	357	500	14	8	287	262	45	204	11	26
MINICOY													
1.	Inhabitants of L.M.&A. Islands	254	258	3	..	214	132	22	97	15	29
KALPENI													
1.	Inhabitants of L.M.&A. Islands	310	335	2	1	275	152	27	160	6	22
ANDROTH													
1.	Inhabitants of L.M.&A. Islands	268	200	238	135	25	56	5	9
AGATTI													
1.	Inhabitants of L.M.&A. Islands	274	231	1	..	236	144	33	84	4	3
KAVARATTI													
1.	Inhabitants of L.M.&A. Islands	362	339	2	1	330	204	23	126	7	8
AMINI													
1.	Inhabitants of L.M.&A. Islands	169	156	158	95	10	57	1	4
KADMAT													
1.	Inhabitants of L.M.&A. Islands	174	148	1	..	152	89	20	51	1	8
KILTAN													
1.	Inhabitants of L.M.&A. Islands	122	112	1	..	108	62	8	37	5	13
CHETLAT													
1.	Inhabitants of L.M.&A. Islands	17	13	..	2	17	7	..	4
BITRA													

AGE NOT STATED

Sl. No.	Name of Scheduled Tribe	Total		Never Married		Married		Widowed		Divorced or Separated		Unspecified Status	
		M	F	M	F	M	F	M	F	M	F	M	F
1	2	52	53	54	55	56	57	58	59	60	61	62	63
1.	Inhabitants of L.M.&A. Islands
1.	Inhabitants of L.M.&A. Islands
1.	Inhabitants of L.M.&A. Islands
1.	Inhabitants of L.M.&A. Islands
1.	Inhabitants of L.M.&A. Islands
1.	Inhabitants of L.M.&A. Islands
1.	Inhabitants of L.M.&A. Islands
1.	Inhabitants of L.M.&A. Islands
1.	Inhabitants of L.M.&A. Islands
1.	Inhabitants of L.M.&A. Islands
1.	Inhabitants of L.M.&A. Islands

LACCADIVE, MINICOY & AMINDIVI ISLANDS

1. Inhabitants of L.M.&A. Islands

1. Inhabitants of L.M.&A. Islands

1. Inhabitants of L.M.&A. Islands

1. Inhabitants of L.M.&A. Islands

1. Inhabitants of L.M.&A. Islands

1. Inhabitants of L.M.&A. Islands

1. Inhabitants of L.M.&A. Islands

1. Inhabitants of L.M.&A. Islands

1. Inhabitants of L.M.&A. Islands

1. Inhabitants of L.M.&A. Islands

1. Inhabitants of L.M.&A. Islands

P—Persons
M—Males
F—Females

ST. III PART B EDUCATION IN RURAL AREAS ONLY FOR SCHEDULED TRIBES

FLY LEAF

Table ST. III deals with the educational standard of Scheduled Tribe population classified by sex, presented down, to the island level. Since the Union Territory of L. M. & A. Islands is entirely rural the presentation of table ST. III is confined to Part B only. The educational levels have been classified into

- (i) Illiterate
- (ii) Literate (without educational level)

- (iii) Primary or Junior Basic
- (iv) Matriculation and above but below graduate
- (v) Graduate and above.

The test for literacy and educational standard has spelt out in the fly-leaf of table C-III of this volume.

This table is analogous to table SCT-III Part B (ii) of 1961 census with slight changes in the educational levels.

ST. III PART B. EDUCATION IN RURAL AREAS ONLY FOR SCHEDULED TRIBES

Name of Scheduled Tribe	EDUCATIONAL LEVELS												
	Total		Illiterate		Literate (without Educational level)		Primary or Junior Basic		Matriculation and above but below graduate		Graduate and above		
	M	F	M	F	M	F	M	F	M	F	M	F	
1	2	3	4	5	6	7	8	9	10	11	12	13	
Inhabitants of L.M.&A. Islands	14,614	14,926	6,713	10,607	3,386	2,741	4,248	1,556	252	22	15	..	
Inhabitants of L.M.&A. Islands	2,079	2,724	889	1,583	777	986	393	149	20	6	
Inhabitants of L.M. &A. Islands	1,486	1,522	628	978	307	232	522	304	25	8	4	..	
Inhabitants of L.M.&A Islands	2,508	2,670	1,247	2,213	572	254	650	203	37	..	2	..	
Inhabitants of L.M.&A. Islands	1,597	1,462	716	1,052	380	227	476	183	24	..	1	..	
Inhabitants of L.M.&A. Islands	1,922	1,727	902	1,391	330	196	620	134	66	6	4	..	
Inhabitants of L.M.&A. Islands	2,293	2,024	1,036	1,583	371	278	846	162	38	1	2	..	
Inhabitants of L.M.&A. Islands	1,122	1,182	494	710	276	280	337	192	15	
Inhabitants of L.M.&A. Islands	997	966	505	662	254	188	221	116	15	..	2	..	
Inhabitants of L.M.&A. Islands	554	593	269	398	101	84	173	110	11	1	
Inhabitants of L.M.&A. Islands	56	56	27	37	18	16	10	3	1	

T.S IV-PERSONS NOT AT WORK CLASSIFIED BY SEX, TYPE OF ACTIVITY AND EDUCATIONAL LEVELS FOR SCHEDULED TRIBES.

FLY LEAF

This table gives the sex-wise distribution of non-workers of Scheduled Tribe population according to main activity cross-classified by educational standards and type of activity. Educational standards adopted for the purpose of this table are the same as those of table ST. III. This table corresponds to table ST. II of 1961 census. As against four categories of non-working population of Scheduled Tribes in 1961, the data have been presented for seven categories in this table as shown below.

1. Students
2. Household duties

3. Dependents and infants.
4. Retired, rentier and persons of independent means.
5. Beggars, vagrants etc.,
6. Inmates of penal, mental and charitable institutions.
7. Others.

The last category 'Others' largely comprises the 'Unemployed'.

ST. IV PERSONS NOT AT WORK CLASSIFIED BY SEX, TYPE OF ACTIVITY AND EDUCATIONAL LEVELS FOR SCHEDULED TRIBES

Educational levels	Total Non-working Population		Students		Household duties		Dependents and infants		Retired Rentier and Persons of independent means		Beggars and vagrants etc.		Inmates of Penal Mental & Charitable Institutions		Others		
	P	M	F	M	F	M	F	M	F	M	F	M	F	M	F	M	F
1	2	3	4	5	6	7	8	9	10	11	12	13	14	15	16	17	18
LACCADIVE, MINICOY & AMINDIVI ISLANDS																	
Total	22,430	9,504	12,926	3,807	2,217	815	6,550	4,128	4,100	485	28	1	1	16	1	252	29
Illiterate	14,349	5,129	9,220	923	797	382	4,461	3,682	3939	92	20	..	1	9	..	41	2
Literate (without educational level)	4,086	1,735	2,351	1,103	793	176	1,414	266	132	145	8	6	..	39	4
Primary or Junior Basic	3,922	2,577	1,345	1,766	623	255	673	177	29	247	..	1	..	1	1	130	19
Matriculation & above but below graduate.	70	60	10	13	4	2	2	3	..	1	41	4
Graduate & above	3	3	..	2	1	..
MINICOY																	
Total	3,783	1,370	2,413	667	369	55	1,414	611	629	3	..	1	..	7	..	26	1
Illiterate	2,178	726	1,452	158	131	46	759	514	562	4	..	4	..
Literate (without educational level)	1,179	361	818	247	162	6	594	91	62	3	3	..	11	..
Primary or Junior Basic	422	282	140	262	75	3	60	6	5	1	10	..
Matriculation & above but below graduate	4	1	3	..	1	..	1	1	1
Graduate and above
KALPENI																	
Total	2,039	901	1,138	475	377	39	396	340	343	3	44	22
Illiterate	1,128	460	668	137	85	11	258	305	323	7	2
Literate (without educational level)	323	134	189	95	88	8	82	23	15	8	4
Primary or Junior Basic	577	300	277	242	204	20	55	11	5	3	24	13
Matriculation and above but below graduate.	9	5	4	1	1	4	3
Graduate and above	2	2	..	1	1	..

S.T V-RELIGION FOR SCHEDULED TRIBES

FLY LEAF

Table ST.V shows the distribution of Scheduled Tribe population according to religion presented for Union Territory as well as Islands. One of the striking features in respect of L.M. & A. Islands is that the

entire population of the only one Scheduled Tribe is Muslim by religion.

This table corresponds to table SCT.IV Part B of the 1961 Census.

		CHETLAI			
Inhabitants of the Laccadive, Mini- coy and Amindivi Islands	Rural	1,147	593 Muslims (R) M 554, F 593
	Urban
..		BITRA			
Inhabitants of the Laccadive, Mini- coy and Amindivi Islands	Rural	112	56 Muslims (R) M 56, F 56
	Urban

ANNEXURE 1

INSTRUCTIONS TO ENUMERATORS FOR FILLING UP THE INDIVIDUAL SLIP.

Question 2: Relationship to Head

In the case of the Head of the household write 'Head'. The Head of the Household for census purposes is a person who is recognised as such in the household. He is generally the person who bears the chief responsibility for the maintenance of the household and takes decisions on behalf of the household. The Head of the household need not necessarily be the eldest male member, but may even be a female or a younger member of either sex. You need not enter into any long argument about it but record the name of the person who is recognised by the Household as its Head.

In the case of institutions like boarding houses, messes or friends living together in one census house, which should be regarded as households of unrelated persons living together, which may be called institutional Households, the manager or Superintendent or the person who has administrative responsibility or who by common consent is regarded as the head should be recorded as the head of the household.

The Manager or Superintendent who does not stay normally in the institution should be enumerated at his place of normal residence. You should make sure before filling up the slip for the Manager or Superintendent etc. of an institutional household, that he/she has not been enumerated at any other household.

In the case of absence of a normal 'Head', the person on whom the responsibility of managing the affairs of the household falls, should be regarded as the Head.

All relationships in this question should be recorded in relation to the Head of the household. Write the relationship in full. Do not use words like 'nephew', 'niece or uncle', but state whether brother's or sister's son or daughter (for nephew or niece) or father's or mother's brother (for uncle), 'Son' will include 'adopted son' or 'step son'; similarly for a daughter. In the case of visitors, boarders, or employees, write 'visitor', 'boarder', or 'employee' as the case may be. In the case of institution, the members should be recorded as 'unrelated'.

If on the check of revisional round between 1st and 3rd April 1971 the Head of the household as recorded previously is found to have died, the person in the household who succeeds him by common consent as head should be recorded as Head and the relationships in all other slips will have to be suitably corrected. The slip of the deceased Head of the household will, of course, be cancelled.

Question 3: Sex

For males write 'M' and for females write 'F' with in the circle indicated against this question. Even for eunuchs and hermaphrodites, write 'M' only. Verify with reference to the name and relationship to Head against questions 1 and 2 respectively that you have noted the sex correctly.

Question 4: Age

Record the age of the person in total years completed last birthday. Very often there is a tendency on the part of the individuals to return 'years running' rather than the 'years completed'. Make sure that only the actual number of years completed is recorded.

In respect of infants who *might not have completed one year* by the day of enumeration their age in completed years should be invariably shown as '0' as they have not yet completed one year of age and add 'Infant' in brackets. As was stated under general instructions make sure that infants even if a day old are invariably enumerated. *You should not enter the age in months.* The age of an infant who has not yet completed one year should invariably be noted as '0' only.

Age is one of the most important items of demographic data and you should ascertain the age with greatest care. Many persons particularly in the rural areas cannot give their age correctly. They should be assisted to state the correct age by stimulating their memory with reference to any historical event etc., well known in the area. Sometimes the age can be ascertained with reference to the age of another person of a known age that may be in the same household or in the neighbouring household or that of a well known person of the village such as Headman of the village. A person can more easily say whether he was older or younger to such a person and by how many years. This will help you to record the age more accurately.

Question 5: Marital Status

In answering this question use the following abbreviations:

- NM : Never Married
- M : Currently Married
- W : Widowed
- S : Separated or Divorced

For a person who has never been married at any time before, write 'NM'. For a person currently

married whether for the first or another time and whose marriage is subsisting at the time of enumeration with the spouse living, write 'M'. Write 'M' also for persons who are recognised by custom or society as married and for the persons in stable *de facto* union. Even if a marriage is disputed in the locality write 'M' if the person concerned says he or she is married or is in stable *de facto* union. For a widowed person whose husband or wife is dead and who has not been married again, write 'W'. For a person who has been separated from wife or husband and is living apart with no apparent intention of living together again or who has been, divorced either by a decree of a law court or by an accepted social or religious custom but who has not remarried, write 'S'. For a prostitute return her marital status as declared by her.

Question 6: For currently married women only

This question has to be answered in respect of all currently married women only i.e., all women whose marital status is shown as 'M' against Q. 5. For all others a cross may be put through the two sub-parts of this question.

6(a) Age at marriage

Age at marriage: You should ascertain the age at which the currently married woman whom you are enumerating was married and record that age in completed years. If the currently married woman had been married more than once, the age at which she got married for the first time should be recorded.

6(b) Any child born in the last one year

Any child born in the last one year: You should ascertain if the currently married woman whom you are enumerating gave birth to a child in the last one year prior to the date of enumeration. Since it may be difficult for a person to reckon the exact year with reference to the English calendar dates, the period of one year may be ascertained with reference to a well known festival day which falls close to Feb-March, as determined by the Census Superintendent of the State. You should ask if a child was born on or after this festival day last year to the date of enumeration. Only if the child was born alive, even if the child had died soon after birth, should the answer be 'Yes' to this question. *Still birth, i.e., a child which is born dead should not be taken into account for this purpose.* So while you should make sure that every case of birth of child born alive, even if it is not alive on the date of enumeration, is reported, you should not reckon it if the child was born lifeless.

It is common experience that the birth of the child may not be reported readily if the child is not actually surviving at the time of enumeration. Infant deaths are still high in the country. There is a chance of a number of such cases being missed unless specifically questioned about them. It is necessary to record all live births even if the child had died soon there-after or had not survived to the day of enumeration.

Therefore, where the initial answer to this question is 'no', you should ask a specific question if there has been a case of child having been born alive in the last one year and later dying before the enumeration date. This is a delicate question and should be asked with tact in a manner not to offend the sensibility of the respondent. Where a currently married woman first answers that she had no child born in the last one year, you may perhaps question her as follows:

"It has been found in some houses that a child was born and had died soon after or a few days or months later and such cases had not been reported. It is my hope that there are no such cases here. Am I right?"

This may bring in the required response. If she reports 'no' then you can be sure that no birth has been missed. You have to make sure that any live birth that has occurred to the currently married woman in the last one year is netted whether the child is surviving till the date of enumeration or not. Similarly, probe to eliminate still births may be necessary. For example, when the answer is 'yes' under question 6(b) the enumerator might ask if the child is here in this house. If the answer is 'yes', no further question is needed. If 'no', the enumerator might ask where he has gone. The answer may be 'dead' or he has gone elsewhere. If 'dead' then the enumerator might ask when did the child die and this will bring out the fact whether or not it was a still birth.

Write 'Yes', if the currently married woman had given birth to a live child from the prescribed festival day last year to the date of enumeration or 'no' if she had not. In case of twin or multiple births, write 2, 3, etc; as the case may be within round brackets after the entry 'Yes'.

Note.—You may find on your revisional round from 1st to 3rd April, 1971 that a child is born to a married woman in a household after your last visit but before the sunrise of 1st April, 1971. You will have to take this into account and correct the answer against the Q. 6(b) accordingly. You must enquire specifically if any such birth has taken place. While ignoring still births all other births where the child was born alive even if it did not survive long should be taken into account.

* * * * *

Question 10: Religion

In answering this question use the following abbreviations:

- H : Hinduism
- I : Islam
- C : Christianity
- S : Sikhism
- B : Buddhism
- J : Jainism

For others record the actual religion as returned fully.

If a person says that he has no religion it may be recorded accordingly. Do not mistake religion for caste which will not be recorded here.

Question 11: Scheduled Caste or Scheduled Tribe

You have been furnished with a list of scheduled castes and scheduled tribes notified for your State. Ascertain if the person enumerated belongs to a scheduled caste or scheduled tribe and if he does, then record the name of the scheduled caste or scheduled tribe which should find place in the list furnished to you. The answer should be recorded against the correct rectangle provided for the purpose against this question. For a person who is not a member of any scheduled caste or scheduled tribe write 'X' in both the rectangles.

If the person belonging to a scheduled caste or scheduled tribe returns his caste or tribe by synonym or generic name of a caste or a tribe it should be entered only if it finds a place in the list furnished to you. Do not write the names of scheduled castes in general terms as 'Harijan' or 'Achhut'. You should ascertain the name of the caste when it is returned and write it in the rectangle provided for recording the name. Similarly, do not write the names of scheduled tribes in general term as 'Adivasi'. You should ascertain the name of the tribe when it is returned and write it in the rectangle with broken lines, provided for recording the same. If a person is negligent and insists on calling himself merely 'Harijan' or 'Achhut' or 'Adivasi' as the case may be, tell him that this description is not adequate for census purposes and persuade him to give out the actual name of the caste or tribe. You should make all efforts to ascertain the correct name of the scheduled caste or scheduled tribe as found in the notified list. If the person merely claims to be a scheduled caste or scheduled tribe but says that he does not belong to any of the notified communities applicable to the area, he will not be entered as a scheduled caste or scheduled tribe.

Scheduled castes can belong only to the Hindu or Sikh religions. If a person belongs to scheduled caste, there will be either 'H' or 'S' in the answer to question 10. Scheduled tribes may belong to any religion.

Question 12: Literacy (L or O)

Definition of a literate: A person who can both read and write with understanding in any language is to be taken as literate. A person who can merely read but cannot write is not a literate.

It is not necessary that a person who is literate should have received any formal education or should have passed any minimum educational standard.

For a person who is literate i.e., who can both read and write, record 'L' in the triangle against question

12. If there is any doubt about a person's ability to read or write, the test that may be applied for reading is his/her ability to read any portion of the printed matter in the Enumerator's Instructions and similarly for writing he/she should be able to write a simple letter. Ability merely to sign one's name is not adequate to qualify a person as being able to write with understanding. If a person claims to be literate in some other language with which the enumerator is not acquainted, the respondent's word has to be taken as correct. Other members of the household may also be able to testify to the literacy of the person enumerated.

For a person who is illiterate i.e., who can neither read nor write or can merely read but cannot write, in any language, write 'O' in the triangle against question 12. All children of the age of 4 years or less should be treated as illiterate even if the child is going to a school and may have picked up reading and writing a few odd words.

Question 13: Educational level

This question will be asked of those for whom 'L' has been recorded against question 12. For a person who is illiterate and 'O' has been put against him in the answer to question 12, there is no advantage in ascertaining the educational level even if he had at some stage attended school and passed a standard and had relapsed into illiteracy. In such a case you should put 'X'. You have to ascertain and record the highest educational level attained by a person for whom 'L' is recorded in answer to question 12.

For a person who is still studying in a particular class, the highest educational level attained by him will be one that he has actually passed and not the one in which he is studying. For example, a person studying in 1st year B.A. should be recorded as only 'PUC' or 'Higher Secondary', as the case may be. Similarly, a person studying, say, in the 4th year of 'MBBS' should not be noted as 'MBBS' but as 3rd year 'MBBS' which is the highest level he has actually attained. If you are not sure whether a person has passed Primary, Middle, Higher Secondary or other definite levels, you may record the actual standard passed such as say III Standard, VIII Standard, 1st year B. Com. etc.

The highest educational level attained by the person enumerated should be recorded. When a person holds both general and technical qualifications both of which are of equivalent level such as say B.Sc. (Zoology) and M.B.B.S. or B.A. (Maths) and B.E. (Bachelor in Engineering), the technical qualification should be given preference in recording the highest educational level attained. Where the general educational level is higher than the technical educational level or where it is not possible to decide which of the two levels is relatively higher, the highest level of education as returned by the person concerned should be recorded.

In recording the highest educational level of a graduate or a post-graduate, subject of specialisation such as B.Sc.(Maths), M.A.(Economics), M.Sc.(Botany), B.Sc.(Agriculture), etc; should be noted. You should not use abbreviations which are not in common use. In such case, the degree or diploma should be spelt out fully.

Whenever you come across graduates or postgraduates as also those with a technical diploma or degree, you will have to issue him a "Degree-holder and Technical Personnel Card" and ask the person concerned to fill it. You should note the location code on the card while issuing it. Put a tick ✓ after noting the educational level against question 13 immediately after you issue a card. When you collect it after some time but before you complete the enumeration of your area, cross the tick and put a circle as

You will have to ensure that the card issued to all the graduates and the technical degree or diploma holders are collected back. The non-crossed tick, if any, against question 13 will show that the card has not been collected.

Question 14: Mother-tongue

Definition: Mother-tongue is the language spoken in childhood by the person's mother to the person. If the mother died in infancy, the language mainly spoken in the person's home in childhood will be the mother-tongue. In the case of infants and deaf mutes the language usually spoken by the mother shall be recorded.

Record mother-tongue in full whatever be the name of the language as returned and avoid use of abbreviations. You are not expected to determine if the language returned by a person is the dialect of another major language and so on. You should not try to establish any relationship between religion and mother-tongue. *You are bound to record the language as returned by the person as his mother-tongue and you should not enter into any argument with him and try to record anything other than what is returned.* If you have reason to suspect that in any area due to any organised movement, mother-tongue was not being truthfully returned, you should record the mother-tongue as actually returned by the respondent and make a report to your superior Census Officers for verification. You are not authorised to make any correction on your own.

Question 15: Other languages

After recording the mother-tongue in question 14 enquire whether the person knows any other language(s), Indian or foreign and record language(s) returned by him against this question. In case he does not know any language apart from his mother-tongue put 'X' against this question.

The number of languages recorded under this question need not be more than two. These languages should be other than his mother-tongue and they

should be recorded in the order in which he speaks and understands best and can use with understanding in communicating with others. He need not necessarily be able to read and write these languages. It is enough if he has a working knowledge of these subsidiary languages to enable him to converse in that language with understanding.

Question 16: Main activity

Every person will be asked what his main activity is that is, how he engages himself mostly. For the purpose of this question, all persons will get themselves divided into two broad streams of main activity namely (1) as workers and (2) as non-workers according as the type of main activity that the person returns himself as engaged in mostly.

'Worker' defined: A 'Worker' is a person whose main activity is participation in any economically productive work by his physical or mental activity. Work involves not only actual work but effective supervision and direction of work.

Reference periods: The reference period is one week prior to the date of enumeration in the case of regular work in trade, profession, service or business. If a person had participated in any such regular work on any one of the days during this reference period and this has been returned as his main activity, the person will be categorised accordingly. A person who normally works but had been absent from work during this reference period on account of illness or travel, holiday, temporary breakdown, strike etc., the person should be treated as engaged in regular work in which he would have otherwise been employed but for his temporary absence. Persons under training such as apprentices with or without stipends or wages should be considered as economically active and recorded as working. A person who has merely been offered work but has not actually joined it, is not to be treated as engaged in work.

There are certain types of works which are not carried on throughout the year such as cultivation, livestock keeping, plantation work, some types of household industry, etc. A person's main activity should be ascertained with reference to such work in the last one year even if he was not economically active in the week prior to enumeration. It is likely that even when a person is engaged in some other work during the period of one week prior to the date of enumeration, the main activity of the person may be cultivation, agricultural labour or some other work attended to normally by him in the course of the year. Care must be taken to see that the main activity is properly ascertained in such cases. For example, a person's main activity may be agricultural labour and in the week prior to enumeration he may be engaged as a sugarcane factory labourer or as a road coolie. He should be categorised for his main activity as agricultural labourer only as returned by him as he engages himself mostly in that work and the other work should be treated as his subsidiary work.

A man or woman who is engaged primarily in household duties such as cooking, for own household or performing one's own household duties or a boy or a girl who is primarily a student attending institution, even if such a person helps in the family economic activity but not as a full time worker should not be treated as a worker for the main activity. On the other hand, if a person is primarily engaged in some economic activity but at the same time does also attend to some household chores or attends a night school etc., he or she should be treated basically as a worker for the main activity and categorised accordingly.

A person who merely receives an income such as a rent receiver or a pensioner who does not have to work for receiving the income, will not be treated as economically active unless the person is also engaged in some economic activity and if that activity is returned as the main activity of the individual.

Question 16(a) Broad Category (i) Worker (C, AL, HHI, OW) (ii) Non-Worker (N, ST, R, D, B, I, O).

The main activity returned by the person will entitle him to be categorised either as a worker in 16(a) (i) or as a non-worker under 16(a) (ii).

16(a)(i) Worker (C, AL, HHI, OW)

Where the main activity of a person qualifies him to be treated as a worker he should be further categorised according to the type of work and one of the appropriate abbreviations indicated against this question should be entered in the box provided for the purpose. If the person is not engaged in any economic activity an 'X' should be noted in the box. The abbreviations to be used for workers are explained below:

C. CULTIVATOR

For a person who returns his main activity as working as a cultivator, the abbreviation 'C' should be used.

Definition of Cultivator: For purposes of the census a person is working as Cultivator if he or she is engaged in cultivation by oneself or by supervision or direction in one's capacity as the owner or lessee of land held from Government or as a tenant of land held from private persons or institutions for payment of money, kind or share.

Cultivation involves ploughing, sowing and harvesting and production of cereals and millet crops such as wheat, paddy, jowar, bajra ragi etc., and pulses, raw jute and kindred fibre crop, cotton etc., and other crops such as sugar-cane, groundnuts, tapioca, etc., and does not include fruit growing, vegetable-growing or keeping orchards or groves or working of plantations like tea, coffee, rubber, cinchona and other medicinal plantations.

A person who merely owns land but has given out land to another person or persons for cultivation for money, kind or share of crop and who does not even supervise or direct cultivation of land, will not be treated as working as cultivator. Similarly, a person working in another person's land for wages in cash, kind or share (Agricultural labourer) will not be treated as cultivator in this question.

AL: AGRICULTURAL LABOURER

A person who returns his main activity as engaged as agricultural labourer, the abbreviation 'AL' should be used in the box.

Definition of an Agricultural Labourer. A person who works in another person's land for wages in money, kind or share should be regarded as an agricultural labourer. He has no risk in the cultivation but he merely works in another person's land for wages. The labourer could have no right of lease or contract on land on which he works.

H.H.I: HOUSEHOLD INDUSTRY

For a person who returns his main activity as engaged in some production, processing, servicing or repair of articles of goods such as, say, handloom weaving, dyeing, carpentry, bidi rolling, pottery manufacturer, bicycle repairing, blacksmithy, tailoring etc., it has to be ascertained if it is a household industry, and if so, it should be indicated by the abbreviation 'HHI' in the box.

Definition of a Household Industry. A household industry is defined as an industry conducted by the Head of the household himself/herself and/or mainly by the members of the household at home or within the village in rural areas and only within the premises of the house where the household lives in urban areas. The industry should not be run on the scale of a registered factory.

The main criterion of a Household Industry is the participation of one or more members of a household. This criterion should apply to urban areas too. Even if the industry is not actually located at home in rural areas there is greater possibility of the members of the household participating even if it is located anywhere within the village limits. In the urban areas where organised industry takes greater prominence, the Household Industry should be confined to the precincts of the house where the participants live. In urban areas even if the members of the household by themselves run an industry but at a place away from the precincts of their home, it will not be considered a household industry. It should be located within the precincts of the house where the members live.

A household Industry should relate to production, processing, servicing, repairing or making and selling (but not merely selling) of goods. It does not include professions such as a pleader or doctor or barber,

musician, dancer, waterman, dhobi, astrologer, etc., or merely trade or business even if such professions, trade or services are run at home by members of household.

Sometimes it is likely that the person who may not be working in his own Household Industry may be working as a petty employee in another Household Industry. You should, therefore, enquire whether the person who is not working in his own Household Industry is working in any other Household Industry as an employee and record as per instructions given above.

OW: OTHER WORKERS

If a person gives his main activity as engaged in any other work which is not cultivation, agricultural labour or household industry, this may be indicated by merely noting 'OW' in the box. The type of workers that may come under the 'Other Workers' category are factory workers, those working in trade or transport, all Government servants, municipal employees, teachers, mining workers, political or social workers, building labourers, etc. In effect, all types of economic activity not covered by cultivation, agricultural labour or household industry will come under this residual category. Workers engaged in plantation or forestry should not be treated as cultivators or agricultural labourers but as 'Other Workers'.

Further details pertaining to this 'Other' category of workers, as also those engaged in household industry, will be recorded in the subsequent sub-parts (b) to (f) of question 16.

16(a)(ii) Non-worker (H, ST, R, D, B, I, O)

As was stated earlier, question 16 is intended to ascertain the main activity of every individual whether he or she is economically active or not. While 16(a) (i) helps to broadly categorise all those who have returned some work as their main activity, 16(a) (ii) will help to categorise those main activity is not engaged in any economically productive work, but are basically non-workers. These may be categorised under seven broad heads, whose abbreviations are indicated against this question. The appropriate abbreviation will have to be entered in the box provided. The abbreviations are explained below:

H. HOUSEHOLD DUTIES

This covers all those persons basically engaged in unpaid home duties doing no other work, or even if such a person may also be participating in some other work, it is not to the same extent as a whole-time worker and if the person has returned his or her main activity as attending to household duties. The main activity of such a person should be entered as 'H'. If a person whose main activity is attending to household duties, also engages oneself in some other economic activity such as helping in family cultivation or preparing a cow-dung cakes at odd times for

sale etc., that economic activity will be covered as secondary work under question 17. On the other hand, a woman who works primarily as a factory worker or a plantation labourer or an agricultural labourer or in some office or shop etc., and also attends to household duties. Obviously her main activity will be the economic activity in which she is mostly engaged in and should not be categorised as 'H' for her main activity in this question. She should have been treated basically as a worker and her main economic activity should have been recorded against 16(a)(i).

ST: STUDENT

This refers to those whose main activity is returned as a student. This will cover all fulltime students or children attending school. Even if such persons participated in some work but not to the same extent as a full-time worker, by merely helping casually as an unpaid family worker in family cultivation, household industry, trade or business, they should be treated primarily as students, if that is their main activity 'ST' should be entered in the box. The other economic activity, if any, that such persons attend to will be reflected under question 17 as secondary work.

R: RETIRED PERSON OR A RENTIER

A person who has retired from service and is doing no other work, i.e., not employed again in some fulltime work or does not engage himself in some other work as cultivation, in business, trade, etc., or a person who is a rentier or living on agricultural or non-agricultural royalty, rent or dividend, or any other person of independent means for securing which he does not have to work, will come under this category. 'R' should be noted in the box for a person coming under this category.

D: DEPENDENT

This category will include all dependents such as infants or children not attending school or a person permanently disabled from work because of illness or old age. If a girl or an old woman attends to household duties she should be categorised under 'H' for her main activity rather than 'D'.

Dependents will include all non-workers even if ablebodied who have no other activity coming under any of the categories of non-workers and who are not seeking any work either but are purely dependent.

B: BEGGARS ETC.

This will cover beggars, vagrants or such cases as independent woman without indication of source of income and those of unspecified sources of subsistence and who are not engaged in any economically productive work:

I: INSTITUTIONS

This will cover convicts in jails, or inmates of a penal, mental or charitable institution, even if such persons are compelled to do some work such as

carpentry, carpet weaving, vegetable growing etc., in such institutions. An under-trial prisoner in a jail should not, however, be brought under this category but has to be indicated according to the main activity he was engaged in before he was apprehended. Inmates of such institutions will be noted as 'I'.

O: OTHER NON-WORKERS

This will include all non-workers who may not come under any of the six categories above but are seeking work, they should be noted as 'O' in the box. A boy or girl who has completed education or has stopped studying and is seeking work, will come under this category. If a person is merely spending his time at home as a dependent and is not doing any work and is not seeking any work will come under 'D' rather than 'O'. A person irrespective of age and whether educated or not, if he reports that he is not engaged in any other activity but is seeking work will come under this category.

If the main activity of the person who is enumerated does not qualify a person to be treated as a worker and he does not fall under any of the four broad categories of workers covered by 16(a) (i) and an 'X' has been put in the box against that question, then he must necessarily be categorised under any one of the seven broad types of non-workers and the appropriate abbreviation entered in the box opposite to question 16(a) (ii). Conversely if a person has already been treated as a worker and his main activity has been indicated in the box against question 16(a)(i), then question 16(a) (ii) will not apply to the person and an 'X' should be put in the box against question 16(a)(ii). Thus 16(a)(i) and 16(a)(ii) are mutually exclusive.

Question 16 (b) to 16 (f)

These sub-parts of question 16 will have to be filled only to describe the details of the household industry or other work indicated against question 16(a)(i). If the main activity has been shown as 'C' or 'AL' against 16(a)(i), there is no need to give the details of the cultivation or agricultural labour in these sub-sections.

Similarly, if the main activity of an individual has been returned as a non-worker against 16(a)(ii), sub-sections (b) to (f) will not apply and a 'X' may be put right across all these questions.

Question 16(d): Nature of Industry, Trade, Profession or Service

The answer to this question will have to be adequately precise to enable proper classification of the sector of economy in which the person is working. The sector of economy in which a person works may relate to (i) Plantation, Forestry, Fishing, Livestock etc. (ii) Mining and/or Quarrying (iii) Manufacturing, (iv) Construction, (v) Electricity, Gas or Water Supply, (vi) Transport and Communications, (vii) Trade and Commerce, (viii) Professions and Services.

Full details of the type of industry, trade-profession or service in which the person is engaged will have to be recorded here. You shall have to describe the nature of Industry, Profession, Trade or Service whatever it is, in as precise a detail as possible.

Question 16(e) Description of work

This question has to be filled up for all persons for whom the main activity is shown as 'HHI' or 'OW' in question 16(a)(i) and for whom you should have also to answer the other sub-sections of question 16. Under this question, the description of the actual work that the person enumerated is doing is to be recorded irrespective of which type of industry, trade, profession or service he may be working and which is already recorded under question 16(d). His actual work should also be given in sufficient detail. If for example a person is merely recorded as say, clerk with no other details it will be impossible to properly categorise him as to the type of work he does. He may be a clerk attending to correspondence or book keeping or accounting. Similarly if a person were merely to be recorded as a mechanic, it will not help to determine what type of mechanic-electrical mechanic, or a motor mechanic or a locomotive mechanic, etc., he is. The description of the actual work done by a person should be ascertained in adequate detail and recorded against this question.

It has been found in the past that substantial number of persons are recorded merely as general labourers. It is necessary to make a probe and find out in which type of work he is mostly engaged as a labourer such as, say, a road coolie, a loader or unloader at a market, a construction labourer etc.

For those in Military service it is enough if it is merely noted as 'in the service of the Central Government'. Other details need not be given.

GENERAL

There need be no confusion as to the scope of 16(d) and 16(e). 16(d) would represent the nature of industry, trade, profession or service i.e., the field of economic activity in which a person is engaged in work and 16(e) represents the occupation or the actual work that the person does in the industry, trade, profession or service in which he is engaged. Thus, for example the answer to question 16(d) may be say Cotton Textile manufacture and the answer to question 16(e) may be Chemical Engineer in that industry or a clerk or an accountant in that industry or a labourer in that industry or a truck driver or the managing director of that industry and so on. Similarly in question 16(d) the nature of service may be some department of the State Government Service and in question 16(e) the description of work may be a clerk or an accountant, a Director of the Department; jeep driver in the Department etc. etc., Again say, against question 16(d) the answer may be private medical practice and in 16(e) may cover orthopaedic surgeon, or nurse or a sweeper etc., working in that private medical practitioner's nursing home.

Question 16(f): Class of Worker

For a person who is:

- (i) an Employer, that is, who hires one or more persons in his work described in question 16(e), write..... ER
- (ii) an Employee, that is, who does his work described in question 16(e) under others for wages or salary in cash or kind, write..... EE
- (iii) a Single Worker, that is, who is doing his work described in question 16(e) without employing others except casually, and without the help of other members of the family except casually and a participant in work as members of co-operative write..... SW
- (iv) a Family Worker, that is, who is doing his work described in question 16(e) in a family enterprise alongwith other members of the family without wages or salary in cash or kind, write..... FW

For a person for whom an 'X' is put in questions 16(d) and 16(e) put an 'X' in this question also.

Explanation:

An Employer is a person who has to employ other persons in order to perform the work entered in question 16(e). That is to say, such a person is not only responsible for his own personal work, but also for giving work to others in business mentioned in question 16(e). But a person who employs domestic servants for household duties or has subordinates under him in an office where he is employed by others, is not an employer, even if he has the power to employ another person in his office on behalf of his own employer or employers.

An Employee is a person who usually works under some other person for salary or wages in cash or kind. There may be persons who are employed as managers, superintendents, agents, etc., and in that capacity employ or control other workers on behalf of their own employers. Such persons are only employees, as explained above, should not be regarded as employers.

A single Worker for the purpose of question 16(f) is a person who works by himself. He is not employed by any one else and in his turn does not employ anybody else, not even members of his household except casually. This definition of a Single Worker will include a person who works in joint partnership with one or several persons hiring no employees, and also a member of a producer's co-operative. Each one of the partners or members of such producers' co-operatives should be recorded as "Single Worker".

A family worker is a member who works without receiving wages in cash or kind, in an industry, business, trade or service. For example, the working members in a family of *Dhobies* where they all participate and each does not receive wages separately will be family workers. There may be family workers in industry, trade or professions as well. For the purpose of this definition members of a family may be drawn from beyond the limits of the household by ties of blood or marriage. The family worker may not be entitled to a share of the profits in the work of the business carried on either by the person or Head of the Household or other relative.

Members of the house hold who help solely in household duties should not be treated as family workers.

In the case of persons engaged in household industry i.e., in the case of persons for whom the answer to question 16(a) (i) is 'HHI', there will be three classes of workers viz., Family Worker, Single Worker and Employee. There will be no Employer. Household industry by its very definition is conducted by the head of the household himself or/and other members of the household, the role of hired workers being secondary. If the head alongwith the members of the household is working in a household industry employing hired workers, the head and other members who are working should be treated as 'Family workers.' If the head alone is working with the assistance of hired worker(s) whose role would be secondary as indicated above, he would be treated as a 'single worker'.

**CENSUS OF INDIA 1971-LM&A ISLANDS
PUBLICATION PROGRAMME**

Portrait of Population	— A descriptive anarlysis
Part I-A	— First Part of the General Report
Part I-B	— Second part of the General Report
Part I-C	— Subsidiary Tables
Part II-A	— General Population Tables (A-Series)
Part II-B	— Economic Tables (B-Series)
Part II-C	— Social and Cultural Tables
Part II-D	— Migration Tables
Part III	— Establishments Reports & Tables
Part IV	— Housing Report & Tables
Part VIII-A	— AdmnistrationReport—Enumeration (Not for sale—forofficial use only)

**LIST OF AGENTS FOR THE SALE OF GOVERNMENT OF INDIA PUBLICATIONS
AS ON 25TH NOVEMBER, 1976**

Station	Sl. No.	Name of the party	Cat. of Agents	Station	Sl. No.	Name of the party	Cat. of Agents
1	2	3	4	1	2	3	4
AGRA	1	National Book House, Jeoni Mandi.	(Reg.)	ALLAHABAD	31	Law Publishers, Sardar Patel Marg.	(Rest.)
	2	Wedhwa & Co., 45, Civil Lines.	(Reg.)		—contd.		
	3	Barwari Lal Jain, Publishers, Moti Katra.	(Rest.)	AMBALA	32	English Book Depot, Ambala Cantt.	(Reg.)
	4	Asa Ram Baldev Dass & Sons, Bagh Muzaffarpur.	(Rest.)	AMRITSAR	33	Amar Nath & Sons, Near P.O., Majith Mandi.	(Reg.)
	5	Jeevan Book Depot, Raja Mandi	(Rest.)		34	Law Book Agency, G.T. Road, Putligarh.	(Reg.)
AHMEDABAD	6	Balgovind Booksellers, Gandhi Road.	(Rest.)		35	The Book Lovers, Retreat, Hall Bazar.	(Reg.)
	7	Chandra Kant Chiman Lal Vora, 57-2, Gandhi Road, P.B.No. 163.	(Reg.)	ANAND	36	Vijaya Stores, Station Road.	(Rest.)
	8	New Order Book Co., Gandhi Road, Ellis Bridge.	(Reg.)	ANANTAPUR	37	Sri Vani Stores, Kamala Nagar.	(Rest.)
	9	Sastu Kitab Ghar, Near Relief Talkies, Patthar Kava Relief Road.	(Reg.)	AURANGA-	38	Marathawada Book Distributors, Aurangabad.	(Rest.)
	10	Gujarat Law House, Near Municipal Swimming Bath.	(Rest.)	BAD			
	11	Mahajan Bros., Super Market Basement, Ashram Road, Navrangpura.	(Rest.)	BALLABGARH	39	Om Trade Well, Unchagaon Gate.	(Rest.)
	12	Himanshu Book Co., 10, Mission Market, Nr. Gujarat College.	(Rest.)	BADEOGHAR	40	Bhakat Brothers, S.B. Roy Road.	(Rest.)
	13	Academic Book Centre, Bisket Gali.	(Rest.)	BANGALORE	41	Bangalore Ptg. & Publishing Co. Pvt. Ltd., 88, Mysore Road, P.O. B.No. 1807.	(Reg.)
	14	Dinesh Book House, Madalpur.	(Rest.)		42	International Book House, P. Ltd., 4F, M.G. Road.	(Reg.)
	15	V.T. Jorwekar, Prop. Rama General Stores, Navi Path.	(Rest.)		43	M.P.P. House, 87, 1st Cross, Gandhinagar.	(Reg.)
AHMED-NAGAR	16	Book Land, 663, Madar Gate.	(Reg.)		44	Balajee Book Co., No. 2, East Tank Bank Road, Ramakrishnapuram.	(Rest.)
AJMER	17	Rajputana Book House, Station Road.	(Reg.)		45	S.S. Book Emporium, 118, Mount Joy Road, Hanumant Nagar.	(Reg.)
ALIGARH	18	Friend's Book House, Muslim University Market.	(Reg.)		46	Standard Book Depot, Avenue Road.	(Reg.)
	19	New Kitab Ghar, Mill Market.	(Rest.)		47	Vichara Sahitya Ltd., Balepet.	(Reg.)
	20	Shalig Ram & Sons, 12, Madar Gate.	(Rest.)		48	Atma Stores, 5th Cross, Malleswaram.	(Rest.)
					49	Coming Man, Residency Road, Bangalore.	(Rest.)
ALLAHABAD	21	Kitabistan, 17-A, Kamala Nehru Road.	(Reg.)	BANSDRONI	50	S/s. Manoj Book Corner, B-20, Niranjana Pally, 24-Parganas.	(Reg.)
	22	Law Book Co., Sardar Patel Marg, P.B. 4.	(Reg.)	BAREILLY	51	Agarwal Bros., Bara Bazar.	(Reg.)
	23	Ram Narain Lal Beni Madho, 2A, Katra Road.	(Reg.)		52	Pathak Pustak Bhawan, Ram Narain Park.	(Rest.)
	24	Universal Book Co., 20, M.G. Road.	(Reg.)	BARODA	53	New Medical Book House, 540, Madanzampa Road.	(Rest.)
	25	University Book Agency (of Lahore), Elgin Road.	(Reg.)		54	Chandrakant Mohan Lal Shah Gaini Ambegaokers Wada, Raopura.	(Rest.)
	26	Bharat Law House, 15, Mahatma Gandhi Marg.	(Rest.)		55	Baroda Productivity Council (Book Div), Baroda.	(Rest.)
	27	Chandralock Prakashan, 73, Darbhanga Colony.	(Rest.)		56	Hemdip Agencies, Madanzampa Road.	(Rest.)
	28	Ram Narain Lal Beni Prasad, 2/A, Katra Road.	(Rest.)	BHAGALPUR	57	Paper Stationery Stores, D.N. Singh Road.	(Reg.)
	29	S/s. A.H. Wheeler & Co. Pvt. Ltd., City Book Shop.	(Rest.)	BHOPAL	58	Lvall Book Depot, Moh. Din. Bldg., Sultania Road.	(Reg.)
	30	New Book House, 32, Tashkant Road.	(Reg.)				

Station	Sl. No.	Name of the party	Cat. of Agents	Station	Sl. No.	Name of the party	Cat. of Agents
1	2	3	4	1	2	3	4
BHOPAL —contd.	59	Bhopal Sahitya Sadan, Publishers, Bookellers & Stationers, 37, Lalwani Press Road.	(Rest.)	BOMBAY —contd.	89	Usha Book Depot, 585, Chira Bazar.	(Reg.)
BHUBANESHWAR	60	Prabhat K. Mahapatra, Bhubaneswar Marg.	(Rest.)		90	S/s. Taxation Publications, B/22, Sea, Gull Apartment, 4-A, Bhula Bhai Desai Road.	(Rest.)
BHAVANAGAR	61	Shah Parsotam Dass Gigabhai, M.G. Road.	(Rest.)		91	Indian Book House Subscription Agency, Dr. D.N. Rd.	(Rest.)
BOLPUR	62	Bolpur Pustakalaya, Rabindara Sarai P.O. Bolpur, Birbhum (W.B.)	(Rest.)		92	Dhan Lal Brothers, S. Gandhi Road.	(Reg.)
BIJAPUR	63	Sh. D.V. Deshpande, Recognised Law Booksellers Prop. : Vinod Book Depot, Near Shiralshetti Chowk.	(Rest.)		93	International Publications, P.B. 7170, Kurla.	(Rest.)
BELGHARIA	64	Granthloka, 5/1, Ambica Mukherji Road, 24-Parganas, W.B.	(Rest.)		94	International Book Links, Marinelines.	(Rest.)
BIKANER	65	Bhadaoj Bros., Goga Gate.	(Rest.)		95	Bhayani Book Depot, 150, Princess Street.	(Reg.)
	66	Gadodia Pustak Bhandar, Fed Bazar.	(Rest.)		96	National Book Centre, Tardeo Air Condition/Market.	(Rest.)
BOMBAY	67	Charles Lambert & Co., 101, M.G. Road.	(Reg.)		97	Universal Book Corpn., Dhobi Talao.	(Rest.)
	68	Cooperators Book Depot, 5/32, Ahmed Sailor Building, Dadar.	(Reg.)		98	Subscribers Subscription Services, India, 190, Bazar Gate Street.	(Rest.)
	69	Current Book House, Maruti Lane, Raghunath Dadaji Street.	(Reg.)	CALCUTTA	99	Current Literature Co., 208, M.G. Road.	(Rest.)
	70	Current Technical Literature Co. P.Ltd., India House, 1st Floor.	(Reg.)		100	Dass Gupta & Co. Ltd. 54/2, College Street.	(Reg.)
	71	C. Jamnadas & Co., Booksellers. 146-C. Princess Street.	(Reg.)		101	Firma K.L. Mukhopadhyaya, 6/1A Bancharma Akrur Lane.	(Reg.)
	72	International Book House Ltd., 9, Ash Lane, M.G. Road.	(Reg.)		102	Oxford Book Stationery Co., 17, Park Street.	(Reg.)
	73	Kothari Book Depot, King Edward Road.	(Reg.)		103	R. Chambrary & Co., Ltd., Kant House, P-33, Mission Row Extension.	(Reg.)
	74	Lakhani Book Depot, Girgaum.	(Reg.)		104	S.C. Sarker & Sons P.Ltd., I.C. College.	(Reg.)
	75	Minerva Book Shop, 10, Kailash Darshan, 3rd Floor, Nava Chowk.	(Reg.)		105	S.K. Lahiri & Co. Ltd., College Street.	(Reg.)
	76	N.M. Tripathi P. Ltd., Princess Street.	(Reg.)		106	W. Newman & Co., Ltd., 3, Old Court House Street.	(Reg.)
	77	Lok Vangmaya Griha Pvt. Ltd., 190/B, Khetwadi Main Road.	(Reg.)		107	Indian Book Dist. Co., C-52, M.G. Road.	(Rest.)
	78	World Literature, Pyare Singh Chug House, Agra Road.	(Rest.)		108	K.K. Roy, 55, Gariahat Road. P.B.No. 10210.	(Rest.)
	79	69-A, International Subscription Agency, Police Court Lane, Bombay-1.	(Rest.)		109	Manimala, 123, Bow Bazar Street.	(Reg.)
	80	Swastik Sales Co., Scientific & Technical Booksellers, P.B. 6007.	(Rest.)		110	Modern Book Depot, 78, Chowringhee Centres.	(Reg.)
	81	M. & J. Services, 2-A, Bahri Building.	(Reg.)		111	New Script, 172/3, Rash Behari Avenue.	(Reg.)
	82	Popular Book Depot, Lamington Road.	(Reg.)		112	Mukherjee Library, 1, Gopi Mohan Datta Lane.	(Rest.)
	83	Sunderdas Gian Chand, 601, Girgaum Road, near Princess Street.	(Reg.)		113	S. Bhattacharya & Co., 49, Dharamtalla Street.	(Rest.)
	84	Thacker & Co., Rampart Row.	(Reg.)		114	Scientific Book Agency, 103, Netaji Subhash Road.	(Rest.)
	85	All India Book Supply Co., 342, Kalbadevi Road.	(Reg.)		115	P.D. Upadhyay, 15, Munshi Sardaruddin Lane.	(Reg.)
	86	Amalgamated Press, 41, Hamam Street.	(Rest.)		116	Universal Book Dist., 8/2, Hastings, Street.	(Rest.)
	87	Asian Trading Co., 310, the Mirabalee P.M. 1505.	(Rest.)		117	N.M. Roy Chowdhury Co. P. Ltd., 72, M.G. Road.	(Rest.)
	88	Secretary, Salestax Practitioners Association, Room No. 8, Palton Road.	(Rest.)		118	Manisha Granthalaya P. Ltd., 4/3-B, Bankim Chatterji Street.	(Rest.)
					119	Sushanta Kr. De, 32/C, Gopal Boral Street.	(Rest.)
					120	K.P. Bagchi, 286, B.B. Ganguli Street.	(Reg.)

Station	Sl. No.	Name of the party	Cat. of Agents	Station	Sl. No.	Name of the party	Cat. of Agents
1	2	3	4	1	2	3	4
CALCUTTA —contd.	121	Overseas Publications, 5/1-B, Gope Lane.	(Rest.)	DELHI—contd.	155	Imperial Publishing Co., 3, Faiz Bazar, Daryaganj.	(Reg.)
	122	A.G. Law Book Stall, 5/1-B, Gope Lane.	(Rest.)		156	Indian Army Book Depot, 3, Ansari Road, Daryaganj.	(Reg.)
	123	Das Book Agency, 4-Seth Began Road.	(Rest.)		157	J.M. Jaina & Bros., Mori Gate	(Reg.)
	124	Book Corporation, 1-Mangore Lane, Calcutta.	(Rest.)		158	Kitab Mahal (wholesale Division) P. Ltd., 28, Faiz Bazar.	(Reg.)
CHANDI-GARH	125	Jain Law Agency, Shop No. 5, Sector 22-D.	(Reg.)		159	K.L. Seth, Suppliers of Law, Commercial & Technical Books, Shantinagar, Ganeshpura.	(Reg.)
	126	Mehta Bros., 1933, Sector 22-B.	(Reg.)		160	Metropolitan Book Co., I, Faiz Bazar.	(Reg.)
	127	Rama News Agency, Booksellers, Sector-22.	(Reg.)		161	Publication Centre, Subzi Mandi, Opp. Birla Mills.	(Reg.)
	128	Universal Book Store, Sector 17-D.	(Reg.)		162	Sat Narain & Sons, 2, Shivaji Stadium, Jain Mandir Road, New Delhi.	(Reg.)
	129	English Book Shop 34, Sector-22-D.	(Rest.)		163	Universal Book & Stationery Co., 16, Netaji Subhas Marg.	(Reg.)
	130	Jain General House, Sector No. 70-72(2), Sector 17-D.	(Reg.)		164	Universal Book Traders, 80, Gokhale Market.	(Reg.)
	131	Jain & Co., 1165, Sector 18-C.	(Rest.)		165	Youngman & Co., Nai Sarak	(Reg.)
	132	Manik Book Shop, 70-72, 5, Sec. 17-D	(Rest.)		166	Amar Hind Book Depot, Nai Sarak.	(Rest.)
	133	Naveen Book Agency, 80-82, Sec. 17-D.	(Rest.)		167	All India Educational Supply Co., Sri Ram Buildings, Jawahar Nagar.	(Rest.)
	134	Chandigarh Low House, 1002, Sec. 22-B.	(Rest.)		168	B. Nath & Bros., 3808, Charkawalan (Chowri Bazar)	(Rest.)
CALICUT	135	Touring Book Stall, Court Road.	(Rest.)		169	General Book Depot, 1691, Nai Sarak.	(Reg.)
CUTTACK	136	Cuttack Law Times, Cuttack.	(Reg.)		170	Hindi Sahitya Sansar, 1543, Nai Sarak.	(Rest.)
	137	D.P. Soor & Sons, Manglabad.	(Rest.)		171	Law Literature House, 2646, Ballimaran.	(Rest.)
	138	New Students Store	(Rest.)		172	Munshi Ram Manohar Lal, Oriental Booksellers & Publishers, P.B. No. 1165, Nai Sarak.	(Rest.)
COIMBATORE	139	Murry Martin, 9/79, Gokhale Street.	(Reg.)		173	Premier Book Co., Printers, Publishers and Booksellers, Nai Sarak.	(Reg.)
	140	Dina Mani Stores 8/1, Old Post Office Road.	(Rest.)	174	Overseas Book Agency, 3810, David Street, Darya Ganj-110006.	(Reg.)	
	141	Continental Agencies 4/A, Sakthi Vihar.	(Rest.)	175	Amir Book Depot, Nai Sarak	(Rest.)	
	142	Radha Mani Stores, 60A, Raja Street.	(Rest.)	176	Rajpal & Sons, Kashmere Gate.	(Rest.)	
DEHRADUN	143	Bishan Singh & Mahendra Pal Singh, 318, Chukhuwala.	(Reg.)	177	Saini Law Publishing Co., Darya-Ganj.	(Reg.)	
	144	Jugal Kishore & Co., Rajpur Road.	(Reg.)	178	Moti Lal Banarsi Dass, Bangalow Road, Jawahar Nagar.	(Reg.)	
	145	National News Agency, Paltan Bazar.	(Reg.)	179	Sangam Book Depot, Main Market, Gupta Colony.	(Reg.)	
	146	Sant Singh & Sons, 28, Rama Market.	(Rest.)	180	Summer Bros., P.O. Birla Lines	(Rest.)	
	147	Universal Book House, 39A, Rajpur Road.	(Rest.)	181	University Book House, 15, U.B. Bangalow Road, Jawahar Nagar.	(Rest.)	
	148	Natraj Publishers, 52, Rajpur Road.	(Reg.)	182	Om Law Book House, Civil Court Compound.	(Reg.)	
DELHI	149	Atma Ram & Sons, Kashmere Gate.	(Reg.)	183	Ashoka Book Agency, 2/29, Roop Nagar.	(Reg.)	
	150	Bahri Bros., 243, Lajpat Rai Market.	(Reg.)	184	Educational Book Agency (India), 5-D, Kamla Nagar.	(Rest.)	
	151	Bawa Harkishan Dass Bedi (Vijaya General Agency), Delhi Ahata Kedara Chamallian Road.	(Reg.)	185	D.K. Book Organisation, 74-D, Anand Nagar.	(Reg.)	
	152	Bookwells, 85, Sant Narankari Colony, P.B. 1565, Delhi-110009.	(Reg.)	186	Hindustan Book Agencies (India), 17-UB, Kawjar Nagar.	(Rest.)	
	153	Dhanwant Medical & Law Book House, 1522, Lajpat Rai Market.	(Reg.)	187	Eagle Book Service, Ganeshpura	(Rest.)	
	154	Federal Law Depot, Kashmere Gate.	(Reg.)				

Station	Sl. No.	Name of the party	Cat. of Agents	Station	Sl. No.	Name of the party	Cat. of Agents	
1	2	3	4	1	2	3	4	
DELHI—contd.	188	Krishan Law House, Tis Hazari	(Reg.)	HYDERABAD	220	Book Syndicate, Devka Mahal, Opp. : Central Bank.	(Reg.)	
	189	Raj Book Agency, A-99, Shivpuri.	(Reg.)		DEORIA*	221	Madanlal Radhakrishna, Deoria (U.P.).	(Rest.)
	190	Indian Documentation Service, Ansari Road	(Rest.)		HYDERABAD	222	Labour Law Publications, 873, Sultan Bazar.	(Reg.)
	191	Kaushik Stationery, Padam Nagar	(Rest.)	223		Asia Law House, Opp. High Court.	(Reg.)	
	192	Standard Book Sellers, 402, Kucha (Chandni Chowk) Balaqui, Daria Kalan.	(Reg.)	224		Book Links Corporation, Narayanogada.	(Reg.)	
		193	Modern Book Centre, Municipal F No. 8, Bangalow Marg, Delhi.	(Rest.)	HARDWAR	225	Seva Kunj, Kanshal Bhawan, Bra Hampuri.	(Rest.)
		194	Delhi Law House, Tis Hazari Court, Civil Wings.	(Rest.)		HATHRAS	226	Jain Book, Depot, Rohtak Wala Nohra, Agra Road.
		195	Capital Law House, Viswas Nagar Shahdra.	(Rest.)	227		Shri Ram Prakash Sharma, Hathras.	(Rest.)
	DHANBAD	196	New Sketch Press, Post Box 26.	(Rest.)	HUBLI	228	Pervaje's Book House, Station, Road.	(Reg.)
DHARWAR	197	Bharat Book Depot & Prakashan, Subhas Road.	(Rest.)	INDORE		229	Wadhwa & Co., 27, Mahatma Gandhi Road.	(Reg.)
	198	Akalwadi Book Depot, Vijay Road.	(Rest.)		230	Madhya Pradesh Book Centre, 41, Ahilyapura.	(Rest.)	
ERNAKULAM	199	Pai & Co., Broadway	(Rest.)		231	Modern Book House, Shiv Vilas Palace.	(Reg.)	
ERODE	200	Kumaran Book Depot	(Rest.)	232	Swarup Bros., Khajuri Bazar	(Reg.)		
FEROZEPUR CANTT.	201	English Book Depot, 78, Jhoke Road.	(Reg.)	233	Vinay Pushtak Bhandar	(Rest.)		
	GAUHATI	202	United Publishers, Pan Bazar, Main Road.	(Rest.)	JAIPUR CITY	234	Bharat Law House, Booksellers & Publishers, Opp. Prem Prakash Cinema.	(Reg.)
203		Ashok Publishing House, Murlidhar Sharma Road.	(Rest.)	235		Popular Book Depot, Chaura Rasta.	(Reg.)	
GAYA	204	Sahitya Sadan, Gautam Budha Marg.	(Reg.)	236		Vani Mandir, Swami Mansing Highway.	(Reg.)	
	205	Bookmans, Nagmatia Garrage, Swarajpur Road.	(Rest.)	237		Raj Book & Subs. Agency, 16, Nehru Bazar.	(Rest.)	
GOA	206	Singhal's Book House, P.O.B. No. 70, Near the Church.	(Rest.)	238		Krishna Book Depot, Chaura Rasta.	(Rest.)	
GURGAON	207	Prabhu Book Service, Nai Subzi Mandi.	(Rest.)	239		Best Book Co., S.M.S. Highway.	(Rest.)	
GUNTUR	208	Book Lovers P. Ltd., Arundelpet, Chowrasta.	(Reg.)	240		Kishore Book Depot, Sardar Patel Marg.	(Rest.)	
GWALIOR	209	Loyal Book Depot, Patankar Bazar, Lashkar.	(Reg.)	241	Rastogi Brothers, Tripatia Bazar, Jaipur.	(Rest.)		
	210	Titer Bros., Sarafa	(Rest.)	JAIPUR	242	India Book House, Fatehpurika Darwaza.	(Rest.)	
	211	Anand Pustak Sadan, 32, Prem Nagar.	(Regular)		243	Dominion Law Depot, Shaw Bldg., S.M. Highway, P.B. No. 23.	(Rest.)	
	212	M.C. Daftari, Prop., M.B. Jain & Bros, Booksellers, Sarafa, Lashkar.	(Rest.)		244	Pitaliya Pushtak Bhandar, Mishra Rajajika Rasta.	(Rest.)	
	213	Grover Law House, Nr. High Court Gali.	(Rest.)	245	University Book House, Choura Rasta.	(Rest.)		
	214	Kitab Ghar, High Court Road	(Rest.)	JAMMU TAWI	246	Rainas News Agency, Dak Bungalow.	(Reg.)	
215	Adarsh Pustak Sadan, 5/26 Bhaui Ka Bazar.	(Regular)	JAMSHEDPUR		247	Amar Kitab Ghar, Diagonal Road, P.B. No. 78.	(Reg.)	
GHAZIABAD	216	Jayana Book Agency, Outside S.D. Inter College, G.T. Road.		(Rest.)	248	Gupta Stores, Dha Kidith.	(Reg.)	
	217	S. Gupta, 342, Ram Nagar.		(Reg.)	249	Sanyal Bros., Booksellers & News Agents, 26, Main Road.	(Rest.)	
HYDERABAD	218	The Swaraj Book Depot, Lakdikapur.	(Reg.)	250	Sokhey Trading Co., Diagonal Road.	(Rest.)		
	219	Bhasha Prakashan, 22-5-69, Gharakaman.	(Rest.)	JAMNAGAR	251	Swadeshi Vastu Bhandar, Ratnabai Masjid Road	(Reg.)	

Station	Sl. No.	Name of the party	Cat. of Agents	Station	Sl. No.	Name of the party	Cat. of Agents
1	2	3	4	1	2	3	4
JEYPORE	252	Bhagbathi Pustak Bhandar, Main Road.	(Rest.)	MADRAS	284	Account Test Institute, P.O. 760, Egmore.	(Reg.)
JHANSI	253	Universal Law House, 186, Chandar Shekhar Azad.	(Rest.)		285	C. Subbiah Chetty & Co., 62, Big Street, Triplicane.	(Reg.)
JODHPUR	254	Chopra Bros., Tripolia Bazar.	(Reg.)		286	K.Krishnamurthy, Post Box 384	(Reg.)
	255	Dwarka Das Rathi, Wholesale Books and News Agents.	(Reg.)		287	P.Vardhachary & Co., 8, Linghi Chetty Street.	(Reg.)
	256	Kitab Ghar, Sojati Gate	(Reg.)		288	C. Sitaraman & Co., 33, Royapettah High Road.	(Reg.)
	257	Rajasthan Law House, High Court Road.	(Rest.)		289	M. Sachechalam & Co., 14, Sanjurama Chetty Street.	(Rest.)
JABALPUR	258	Modern Book House, 286, Jawaharganj.	(Reg.)		290	Madras Book Agency, 42, Tirumangalam Road.	(Rest.)
	259	Popular Law House, Nr. Omti P.O.	(Rest.)		291	The Rex Trading Co., P.B. 5049, 111, Pedariar Koil Street.	(Rest.)
	260	Paras Book Depot, 129, Cantt.	(Rest.)		292	Mohan Pathippagam & Book Depot, 3, Pycrafts, Triplicane.	(Rest.)
JULLUNDUR CITY	261	Hazoorina Bros., Main Gate	(Rest.)		293	Swamy Publishers, P.B. No. 2468.	(Rest.)
	262	University Publishers, Railway Road.	(Rest.)		294	Naresh Co., 3, Dr. Rangachari Rd., Mylapore.	(Rest.)
	263	Law Book Depot, Adda Basti, G.T. Road.	(Rest.)		295	Sangam Publishers, 11, S.C. Street.	(Rest.)
JHUNJHUNU (RA)	264	Shashi Kumar Sharat Chandra	(Reg.)	MANIPUR	296	P.C. Jain & Co., Imphal	(Rest.)
KANPUR	265	Advani & Co., P.Box., 100, The Mall.	(Reg.)	MANGALORE	297	K.Bhoja Rao & Co., Kodial Bail.	(Rest.)
	266	Sahitya Niketan, Sharadhanand Park.	(Reg.)	MADURAI	298	Ezhil Enterprises, 116, Palace Road.	(Rest.)
	267	Universal Book Stall, The Mall	(Reg.)	MEERUT	299	Loyal Book Depot, Chhipi Tank	(Reg.)
	268	Gandhi Shanti Pratisthan Kendra, Civil Lines.	(Rest.)		300	Prakash Educational Stores, Subas Bazar.	(Reg.)
	269	Law Book Emporium, 16/60, Civil Lines.	(Rest.)		301	Bharat Educational Stores (Regd.) Chhipi Tank.	(Reg.)
KAPSAN	270	Parkashan Parasaran, 1/90, Namdhar Niwas Azad Marg	(Reg.)		302	Nand Traders Tyagi Market.	(Rest.)
KHURDA	271	Kitab Mahal, Kurda (Distt. Puri)	(Rest.)	MORADABAD	303	Rama Book Depot, Station Road	(Rest.)
KOLHAPUR	272	Maharashtra Granth Bhandar, Mahadwar Road.	(Rest.)	MHOW			
KUMTA	273	S.V. Kamat, Booksellers & Stationers (S. Kanura).	(Reg.)	CANTT.	304	Oxford Book Depot, Main Street	(Rest.)
KURSEONG	274	Ashoke Brothers, Darjeeling	(Rest.)	MUZAFFAR-NAGAR	305	B.S. Jain & Co., 71, Abupura	(Reg.)
LUCKNOW	275	Balkrishna Book Co., B-12-A, Nirala Nagar.	(Reg.)		306	Gargya & Co., 139, G. New Market.	(Rest.)
	276	British Book Depot, 84, Hazaratganj.	(Reg.)	MUZAFFAR-PUR	307	Scientific & Educational Supply Syndicate.	(Rest.)
	277	Eastern Book Co., 34, Lalbagh Road.	(Reg.)	MYSORE	308	H. Vankataramiah & Sons, Krishnaragendra Circle.	(Reg.)
	278	Ram Advani Hazaratganj, P. B. 154.	(Reg.)		309	People Book House, Opp. Jagan Mohan Palace.	(Reg.)
	279	Acquarium Supply Co., 213, Faizabad Road.	(Rest.)		310	Geeta Book House, New Statue Circle.	(Reg.)
	280	Civil & Military Educational Stores, 106/B, Sadar Bazar.	(Rest.)	MANDSAUR	311	Nahata Bros., Booksellers & Stationers.	(Rest.)
LUDHIANA	280A	Lyll Book Depot, Chaura Bazar.	(Reg.)	MUSSOURI	312	Hind Traders, N.A.A. Centre, Dick Road.	(Rest.)
	281	Mohindra Bros., Katchori Road	(Rest.)	NAGPUR	313	Western Book Depot, Residency Road.	(Reg.)
	282	Nanda Stationery Bhandar, Pustak Bazar.	(Reg.)		314	The Executive Secretary, Mineral Industry Association, Mineral House, Near All India Radio Square.	(Rest.)
	283	The Pharmacy News, Pindi Street.	(Rest.)	NAINITAL	315	Consal Book Depot, Bara Bazar	(Reg.)

Station	Sl. No.	Name of the party	Cat. of Agents	Station	Sl. No.	Name of the party	Cat. of Agents
1	2	3	4	1	2	3	4
NADIAD	316	R.S. Desai, Station Road	(Rest.)	NEW DELHI	348	S. Chand & Co., Pvt. Ltd., Ram Nagar.	(Rest.)
NEW DELHI	317	Amrit Book Co., Connaught Circus.	(Reg.)	—contd.	349	Globe Publications, C-33, Nizamuddin East.	(Rest.)
	318	Bhawani & Sons, 8F, Connaught Circus.	(Reg.)		350	Scientific Instruments Stores, A-355, New Rajendra Nagar.	(Rest.)
	319	Central News Agency, 23/90, Connaught Circus.	(Reg.)		351	Jain Map & Book Agency, Karol Bagh.	(Reg.)
	320	English Book Stores, 7-L, Connaught Circus, P.B. No. 328.	(Reg.)		352	Hukan Chand & Sons, 3226, Ranjit Nagar.	(Rest.)
	321	Jain Book Agency, C-9, Prem House, Connaught Place.	(Reg.)		353	Star Publications Pvt. Ltd., 4/5-B, Asaf Ali Road.	(Rest.)
	322	Jayana Book Depot, P.B. No. 2505, Karol Bagh.	(Reg.)		354	India Publications Trading Corporation, A-7, Nizamuddin East.	(Rest.)
	323	Luxmi Book Store, 72, Janpath, P.B. 553.	(Reg.)		355	Sheel Trading Corporation, 5/3777, Sant Nari Dass Marg.	(Regular)
	324	Mehra Bros., 50-G, Kalkaji, New Delhi-19.	(Reg.)		356	Supreme Trading Corporation, Harrison Chamber.	(Rest.)
	325	Navyug Traders, Desh Bandhu Gupta Road, Dev Nagar.	(Reg.)		357	Jain Brothers, New Delhi	(Rest.)
	326	New Book Depot, Latest Books, Periodicals Sty., P.B. No. 96, Connaught Place.	(Reg.)	PALGHAT	358	Educational Supplies Depot, Sultanpet.	(Rest.)
	327	Oxford Book & Stationery Co., Scindia House.	(Reg.)	PATNA	359	Luxmi Trading Co., Padri Ki Haveli.	(Reg.)
	328	Peoples Publishing House (P) Ltd., Rani Jhansi Road.	(Reg.)		360	J.N. Agarwal & Co., Padri Ki Haveli.	(Reg.)
	329	Ram Krishana & Sons (of Lahore) 16/B, Connaught Place.	(Reg.)		361	Moti Lal Banarsi Dass & Co., Padri Ki Haveli.	(Reg.)
	330	R.K. Publishers, 23, Beadonpura Karol Bagh.	(Reg.)		362	Today & Tomorrow, Ashok Rajpath.	(Rest.)
	331	Sharma Bros., 17, New Market, Moti Nagar.	(Reg.)		363	Books & Books, Ashok Rajpath	(Rest.)
	332	The Secretary, Indian Met. Society, Lodi Road.	(Reg.)	POONA	364	Deccan Book Stall, Deccan Ghymkhana.	(Reg.)
	333	Suneja Book Centre, 24/90, Connaught Place.	(Reg.)		365	Imperial Book Depot, 266, M.G. Road.	(Reg.)
	334	United Book Agency, 29/1557, Naiwala, Karol Bagh.	(Reg.)		366	Saraswat, 1321/1, J.M. Road, Opp. Modern High School, Bombay-Poona Road.	(Regular)
	335	Hind Book House, 82, Janpath	(Reg.)		367	International Book Service, Deccan Ghymkhana.	(Reg.)
	336	Lakshmi Book Depot, 57, Ragarpura, Karol Bagh.	(Rest.)		368	Raka Book Agency, Opp. Nathu's Chawl, Near Appa Balwant Chowk.	(Reg.)
	337	N.C. Kansil & Co., 40, Model Basti, P.O. Karol Bagh, New Delhi.	(Rest.)		369	Varma Book Centre, 649, Narayan Path.	(Rest.)
	338	Ravindra Book Agency, 4D/50, Double Storey, Lajpat Nagar.	(Reg.)		370	Secy. Bharati Itihasa Samshodhalla Mandir, 1321, Sadashiv Path.	(Rest.)
	339	Sant Ram Booksellers, 16, New Municipal Market, Lodi Colony.	(Rest.)		371	Vidya Commerce House, 379-A, Shanwar Peth.	(Rest.)
	340	Subhas Book Depot, Shop No. 111, Central Market, Srinivaspuri.	(Rest.)	PRAYAG	372	Om Publishing House, 842, Daraganj.	(Rest.)
	341	The Secy., Federation of Association of Small Industry of India, 23-B/2, Rohtak Road.	(Rest.)	PONDICHER- RY	373	Honesty Book House, 9 Rue Duplix.	(Rest.)
	342	Educational & Commercial Agencies, 5/151, Subhash Nagar.	(Rest.)	PUDUKKOT- TAI	374	Meenakshi Pattippagam, 4142, East Main Street.	(Rest.)
	343	Delhi Book Company, M/12, Connaught Circus.	(Rest.)		375	P.N. S. vaminathan & Co., Bazar Street, Main Road.	(Reg.)
	344	Navrang, R.B.-7, Inderpuri.	(Rest.)	PUNALUR	376	M.I. Abraham (Kerala)	(Rest.)
	345	Commercial Contacts (India), Subas Nagar.	(Rest.)	RAJKOT	377	Mohan Lal Dossbhai Shah Booksellers & Pubs., & Advt. Agent.	(Reg.)
	346	A. Khosla & Co., Anand Niketan.	(Rest.)		378	Bhupatrai Parasram Shah & Bros., B.B. Street.	(Rest.)
	347	Books India Corporation, New Rohtak Road.	(Regular)				

Station	Sl. No.	Name of the party	Cat. of Agents	Station	Sl. No.	Name of the party	Cat. of Agents
1	2	3	4	1	2	3	4
RAJKOT— <i>contd.</i>	379	Vinay Book Depot, Govt. Qr. No. 1 behind S.B.I.	(Rest.)	TEZPUR	410	Jyoti Prakashan Bhawan, Tezpur, Assam.	(Rest.)
RAIPUR	380	Pustak Pratisthan, Sati Bazar	(Rest.)	UDAIPUR	411	Book Centre, Maharana Bhopal College.	(Rest.)
RAJAHMUN- DRY	381	Pachayat Aids, 10-7-40, Fort Gate.	(Rest.)		412	Jagdish & Co.	(Rest.)
RANCHI	382	Crown Book Depot, Upper Bazar.	(Reg.)	UJJAIN	413	Rama Bros., 41, Mullipura	(Rest.)
ROHTAK	383	National Book House, Civil Road.	(Rest.)	ULHAS- NAGAR	414	Raj Book Service	(Rest.)
ROORKEE	384	Yashpal & Brothers, Station Road.	(Rest.)	VARANASI	415	Chowkhamba Sanskrit Series Office, Gopal Mandir Lane, P.B. No. 8.	(Reg.)
REWARI	385	Tika Ram Singh Lal	(Rest.)		416	Kohinoor Stores, University Road, Lanka.	(Reg.)
SANGRUR	386	Punjab Educational Emporium, Dhuriga-te.	(Rest.)		417	Viswavidyalaya Prakashan, Chowk.	(Reg.)
	387	Gandhi Murg Darshan Pustakalaya, Sangrur (Pb.).	(Rest.)		418	Globe Book Centre, P.O. Hindus University.	(Rest.)
SAUGAR	388	Yadav Book Stall, Publishers & Book-sellers.	(Reg.)		419	Chaukhamba Visva Bharati, Chowk.	(Rest.)
SECONDERA- BAD	389	Hindustan Diary Publishers, Market Street.	(Reg.)	VIJAYA- WADA	420	Visalaandhra Publishing House	(Rest.)
	390	Minerva Book Centre, 8/78, New Alwal.	(Rest.)	VIZEGAPA- TAM	421	Gupta Bros., (Books) Vizia Building, Main Road.	(Rest.)
SIMLA	391	Minerva Book House, 46, The Mall.	(Rest.)		422	The Secretary, Andhra University, General Co., Opp. Stores.	(Rest.)
SILIGURI	392	N.B. Modern Agencies, Hill Court Road.	(Rest.)	VELLORE	423	A. Venkatasubban, Law Book-sellers.	(Reg.)
SIVAKASI	393	Ganesh Stores, South Car St.	(Rest.)	WARDHA	424	Swarajeya Bhandar, Rathi Market.	(Reg.)
SHOLAPUR	394	Gajanan Book Stores, Main Road.	(Rest.)		1	Govt. of India Kitab Mahal, Unit No. 21, Emporia Building, Baba Kharak Singh Marg, New Delhi (Phone 343708).	} For Local Sales
SURAT	395	Shri Gajanan Pustakalaya, Tower Road.	(Reg.)		2	Govt. of India Book Depot, 8, K.S. Roy Road, Calcutta (Phone No. 23-3813).	
	396	Gujarat Subs. Agency, Jawahar Lal Nehru Murg, Atwa Lines.	(Rest.)		3	Sales Counter, Publications Branch, Udyog Bhawan, New Delhi, (Phone No. 372081.)	
	397	B.P. Traders, Ghasia Building	(Rest.)		4	Sales Counter, Publication Branch, C.B.R. Building, New Delhi.	
SOIAN	398	Jain Magazine Agency, Ward 4/218, Rajgarh Road.	(Regular)		5	Govt. of India Book Depot, Ground Floor, New C.G.O. Building, Marine Lines, Bombay-20.	
SHILLONG	399	Allied Publications 13, Oak lands.	(Rest.)		1	The Assistant Director, Extension Centre, Bhuli Road, Dhanbad.	
TIRUPATI	400	Ravindra Book Centre, Balaji Colony.	(Rest.)		2	The Asstt. Director, Extension Centre, Santnagar, Hyderabad-18.	
TUTICORIN	401	K. Thiagarajan, 51, French Chappai Road.	(Rest.)		3	The Asstt. Director, Govt. of India, S.I.S., I. Ministry of C. & I., Extension Centre, Kapileshwar Road, Belgaum.	
	402	Arasan Book Centre, 462, V.E. Road.	(Rest.)		4	The Asstt. Director, Extension Centre, Krishna Distt. (A.P.)	
TRICHINO- POLLY	403	S. Krishnaswami & Co., 35, Subash Chandra Bose Road.	(Regular)		5	The Asstt. Director, Footwear, Extension Centre, Polo Ground No. 1, Jodhpur.	
TRIPURA	404	G.R. Dutta & Co., Scientific Equipments Suppliers.	(Rest.)		6	The Asstt. Director, Industrial Extension Centre, Nadiad (Guj.)	
TIRUCHIRAP- PALLY	405	Sri Vidya	(Rest.)		7	The Development Commissioner, Small Scale Industries, Udyog Bhawan New Delhi.	
TRIVAN- ERUM	406	International Book Depot, Main Road.	(Rest.)		8	The Dv. Director, Incharge, S.I.S., I. C/o Chief Civil Admn., Goa, Panjin.	
	407	Reddier Press & Book Depot, P.B. No. 4.	(Rest.)				
	408	Bhagva Enterprises, M.G. Road	(Rest.)				
	409	Sree Devi Book House, Chenthit-ta, Trivandrum.	(Rest.)				

- 9 The Director, Govt. Press, Hyderabad.
- 10 The Director, Indian Bureau of Mines, Govt. of India, Ministry of Steel, Mines & Fuel, Nagpur.
- 11 The Director, S.I.S.I. Industrial Extension Centre, Udhne-Surat.
- 12 The Employment Officer, Employment Exchange, Dhar, Madhya Pradesh.
- 13 The Employment Officer, Employment Exchange, Gopal Bhavan, Morena.
- 14 The Employment Officer, Employment Exchange, Jhabuo.
- 15 The Head Clerk, Govt. Book Depot, Ahmedabad.
- 16 The Head Clerk, Photozincographic Press, 5, Finance Road, Poona.
- 17 The Officer-in-charge, Assam, Govt. B.D., Gauhati.
- 18 The O.I/C Extension Centre, Club Road, Muzaffarpur.
- 19 The O.I/C Extension Centre, Industrial Estate, Kokar, Ranchi.
- 20 The O.I/C State Information Centre, Hyderabad.
- 21 The O.I/C S.I.S.I. Extension Centre, Malda.
- 22 The O.I/C S.I.S.I. Habra, Tabaluria, 24-Parganas.
- 23 The O.I/C University Employment Bureau, Lucknow.
- 24 The O.I/C S.I.S.I., Chrontanning Extension Centre, Tangra, 33/1, North Topsia Road, Calcutta-46.
- 25 The O.I/S., S.I.S.O. Extension Centre (Footwear), Calcutta-2.
- 26 The O.I/S., S.I.S.I., Model Carpentry Workshop, Puyali Nagar, P.O., Burnapur, 24 Parganas.
- 27 Publication Division, Sales Depot, North Block, New Delhi.
- 28 The Press Officer, Orissa Sectt., Cuttack.
- 29 The Registrar of Companies, Andhra Bank Building, 6, Linghi Chetty Street, P.B. 1530, Madras.
- 30 The Registrar of Companies, Assam, Manipur, Tripura and Shillong.
- 31 The Registrar of Companies, Bihar Journal Road, Patna-1.
- 32 The Registrar of Companies, 162, Brigade Road, Bangalore.
- 33 The Registrar of Companies, Everest, 100, Marine Drive, Bombay.
- 34 The Registrar of Companies, Gujarat State Samachar Bldg., Ahmedabad.
- 35 The Registrar of Companies, Gwalior (M.P.).
- 36 The Registrar of Companies, H. No. 3-5-837, Hyder Guda, Hyderabad.
- 37 The Registrar of Companies, Kerala, 70 Feet Road, Ernakulam.
- 38 The Registrar of Companies, M.G. Road, West Cott. Building, P.O. Box 344, Kanpur.
- 39 The Registrar of Companies, Naryani Bldg., Brachburne Road, Calcutta.
- 40 The Registrar of Companies, Orissa, Chittack Chandi, Cuttack.
- 41 The Registrar of Companies, Pondicherry.
- 42 The Registrar of Companies, Punjab & Himachal Pradesh, Link Road, Jullundur City.
- 43 The Registrar of Companies, Rajasthan & Ajmer, Sh-Kumta Prasad House, 1st Floor, 'C' Scheme Ashok Marg, Jaipur.
- 44 The Registrar of Companies, Sunlight Insurance Bldg Ajmeri Gate Extension, New Delhi.
- 45 The Registrar of Trade Unions, Kanpur.
- 46 Soochna Sahita Depot, (State Book Depot) Lucknow.
- 47 Supdt. Bhupendra State Press, Patiala.
- 48 Supdt. Govt. Press & Book Depot, Nagpur.
- 49 Supdt. Govt. Press, Mount Road, Madras.
- 50 Supdt. Govt. State, Stores and Pubs. P.O. Gulzarbagh, Patna.
- 51 Supdt. Govt. Printing and Stationery Depot, Rajasthan, Jaipur City.
- 52 Supdt. Govt. Printing and Stationery, Rajkot.
- 53 Supdt. Govt. Printing and Stationery, Punjab, Chandigarh.
- 54 Supdt. Govt. State Emporium, V.P. Rewa.
- 55 Dy. Controller, Printing & Stationery Office, Himachal Pradesh, Simla.
- 56 Supdt. Printing and Stationery, Allahabad, Uttar Pradesh.
- 57 Supdt. Printing and Stationery, Madhya Pradesh, Gwalior.
- 58 Supdt. Printing and Stationery, Charni Road, Bombay.
- 59 Supdt. State Govt. Press, Bhopal.
- 60 The Assistant Director, Publicity & Information, Vidhan Soudha, Bangalore-1.
- 61 Supdt. Govt. Press, Trivandrum.
- 62 Asstt. Information Officer, Press Information Bureau, Information Centre, Srinagar.
- 63 Chief Controller of Imports & Exports, Panjim Goa.
- 64 Employment Officer, Employment Exchange (Near Bus Stop), Sidhi (M.P.).
- 65 The Director, Regional Meteorological Centre, Alipur, Calcutta.
- 66 The Asstt. Director, State Information Centre, Hubli.
- 67 The Director of Supplies and Disposal, Deptt. of Supply, 10, Mount Road, Madras-2.
- 68 Director General of Supplies and Disposals, N.I.C., Bldg. New Delhi.
- 69 The Controller of Imports and Exports, Rajkot.
- 70 The Inspector, Dock Safety, M.I & E Madras Harbour, Madras.
- 71 The Inspecting Asstt. Commissioner of Income-tax, Kerala, Ernakulam.
- 72 The Under Secretary, Rajya Sabha Sectt. Parliament House, New Delhi.
- 73 Controller of Imports & Exports, 7, Portland Park, Visakhapatnam.
- 74 The Senior Inspector, Dock Safety, Boatwalla Chambers, Sir P.M. Road Bombay.
- 75 Controller of Imports & Exports, I.B. 14-P, Pondicherry.
- 76 Dy. Director Incharge, S.I.S.I. Sahakar Bhawan, Trikha Bagicha, Rajkot.
- 77 The Publicity and Liaison Officer, Forest Research Institute and Colleges, Near Forest, P.O. Dehradun.
- 78 The Asstt. Controller of Imports and Exports, Govt. of India, Ministry of Commerce, New Kandla.
- 79 The Deputy Director (S.D.), Esplanade East, Calcutta.

- 80 The Director Govt. of India, S.I.S.I., Ministry of I & S Industrial Areas-B, Ludhiana.
- 81 The Govt. Epigraphist for India.
- 82 The Asstt. Director, I/C, S.I.S.I., Extension Centre, Varanasi.
- 83 The Director of Supplies, Swarup Nagar, Kanpur.
- 84 The Asstt. Director (Admn.) Office of the Directorate of Supplies & Disposal, Bombay.
- 85 The Chief Controller of I & E, Ministry of International Trade, Madras.
- 86 The Dy. Controller of Customs, Custom House, Visakhapatnam.
- 87 The Principal Officer, Mercantile Marine Deptt., Calcutta.
- 88 The Director, S.I.S.I., Karan Nagar, Srinagar.
- 89 The Director I/C, S.I.S.I., 107, Industrial Estate, Kanpur
- 90 The Director of Inspection, New Marine Lines, Bombay-1
- 91 The Dy. Chief Controller of Imports & Exports, T.D. Road, Ernakulam.
- 92 The Asstt. Director, Govt. Stationery Book Depot, Aurangabad.
- 93 The Asstt. Director, I/C, S.I.S.I., Club Road, Hubli.
- 94 The Employment Officer, Talcher.
- 95 The Director of Inspection, Directorate G&S, Disposal, 1, Ganesh Chandra Avenue, Calcutta.
- 96 The Collector of Customs, New Custom House, Bombay.
- 97 The Controller of Imports & Exports, Bangalore.
- 98 The Admn. Officer, Tariff Commissioner, 101, Queen's Road, Bombay.
- 99 The Commissioner of Income Tax, Patiala.
- 100 The Director, Ministry of I & Supply, (Deptt. of Industry), Cuttack.
- 101 The Dy. Director of Public Relations, State Information Centre, Patna.
- 102 The Officer-in-charge, State Information Centre, Madras.
- 103 The Asstt. Director, S.I.S.M.I. Road, Jaipur.
- 104 The Collector of Customs, Madras.
- 105 National Building Organisation, Nirman Bhawan, New Delhi.
- 106 The Controller of Communications, Bombay Region, Bombay.
- 107 The Karnatak University, Dharwar.
- 108 The Sardar Patel University, Vallabh Vidyanagar.
- 109 The Director of Industries & Commerce, Bangalore-1.
- 110 The Principal Publications Officer Standing Commission for Scientific & Tech. Terminology, U.G.C. Building, New Delhi.
- 111 The Officer, I/C, Information Centre, Swai Ram Singh Road, Jaipur.
- 112 The Director General of Civil Aviation, New Delhi.
- 113 Controller of Aerodromes, Delhi.
- 114 Controller of Aerodromes, Calcutta.
- 115 Controller of Aerodromes, Bombay.
- 116 Controller of Aerodromes, Madras.
- 117 The Registrar, Punjab Agril. University, Ludhiana.
- 118 The Land & Development Officer, Ministry of Health and Family Planning, W.R. & D., Nirman Bhawan, New Delhi.
- 119 Acting Secretary, Official Language (Leg.) Commission, Ministry of Law, Bhagwan Dass Road, New Delhi.
- 120 Registrar General, India, 2/A, Mansingh Road, New Delhi-11.
- 121 The Director of Census Operations, Andhra Pradesh, Khuro Manzil, Hyderabad-4.
- 122 The Director of Census Operations, Assam, G.S. Road, Ulubari, Gauhati-7.
- 123 The Director of Census Operations, Bihar, Boring Canal Road, Patna.
- 124 The Director of Census Operations, Gujarat, Ellis Bridge, Ahmedabad-6.
- 125 The Director of Census Operations, Haryana, Kothi No. 1, Sector-10A, Chandigarh.
- 126 The Director of Census Operations, Himachal Pradesh, Boswel, Simla-5.
- 127 The Director of Census Operations, Jammu & Kashmir, 19, Karan Nagar, Srinagar.
- 128 The Director of Census Operations, Kerala, Kowdiar Avenue Road, Trivandrum-5.
- 129 The Director of Census Operations, Madhya Pradesh, Civil Lines, Bhopal-2.
- 130 The Director of Census Operations, Maharashtra, Sport Road, Bombay-1(BR).
- 131 The Director of Census Operations, Manipur, Imphal.
- 132 The Director of Census Operations, Meghalaya, Nangri Hills, Shillong-3.
- 133 The Director of Census Operations, Mysore, Basappa Cross Road, Santi Nagar, Bangalore-1.
- 134 The Director of Census Operations, Nagaland, Kohima.
- 135 The Director of Census Operations, Orissa, Chandni Chowk, Cuttack-1.
- 136 The Director of Census Operations, Punjab, No. 72, Sector-5, Chandigarh.
- 137 The Director of Census Operations, Rajasthan, Rambag Palace, Jaipur.
- 138 The Director of Census Operations, Tamil Nadu, Poes Garden, Madras-86.
- 139 The Director of Census Operations, Tripura, Durga Bari, West Compound, Agartala.
- 140 The Director of Census Operations, Uttar Pradesh, 6, Park Road, Lucknow.
- 141 The Director of Census Operations, West Bengal, 20, British India Street, 10th Floor, Calcutta-1.
- 142 The Director of Census Operations, Andaman and Nicobar Islands, Port Blair.
- 143 The Director of Census Operations, Chandigarh, Kothi No. 1012, Sector 8-C, Chandigarh.
- 144 The Director of Census Operations, Dadra and Nagar Haveli, Panaji.
- 145 The Director of Census Operations, Delhi-2, Under Hill Road, Delhi-6.
- 146 The Director of Census Operations, Goa, Baman & Dr. A. Borkar Road, Panaji.
- 147 The Director of Census Operations, L. M. & A. Islands-Kavaratti.
- 148 The Director of Census Operations, Tamil Nadu & Pondicherry, Madras, 10, Poes Garden, Madras.

(FOREIGN)

- 149 The Director of Census Operations, Union Territory, Chandigarh, Chandigarh.
- 150 The Director of Social Science Documentation Centre, New Delhi.
- 151 The District Employment Officer, Distt. Employment Exchange, Malappuram (Kerala St.).
- 152 The Asstt. Collector (Hqrs.), Custom & Central Excise, Shillong.
- 153 The Asstt. Collector of Central Excise, I.D.O. Div., Visakhapatnam.
- 154 The Hqrs. Asstt. Collector, Central Excise, Hyderabad.
- 155 The Public Relations Officer, Collectorate of Customs, New Custom House, Bombay-1.
- 156 The Divisional Officer, Collectorate of Central Excise, Integrated Division, Jabalpur.
- 157 The Asstt. Collector (Hqrs.), Collectorate of Central Excise, Madhya Pradesh, Vidarbha, Nagpur-440001.
- 158 The Hqrs. Asstt. Collector of Central Excise, Guntur (A.P.).
- 159 The Asstt. Collector of Central Excise, Ernakulam-1, Division ERNAKULAM, Cochin-11.
- 160 The Asstt. Collector (Hqrs.), Collector of Central Excise, Nungambakkam High Road, Madras-34.
- 161 The Asstt. Collectorate of Central Excise, Divisional Office, Ujjain.
- 162 The Divisional Officer, Central Excise Division Office, Amaravati.
- 163 The Asstt. Collector, Central Excise Division, Bhopal (M.P.).
- 164 The Asstt. Collector, Central Excise, M.O.D.I., New Delhi.
- 165 The Asstt. Collector, Central Excise, Int. Division, Indore.
- 166 The Director of H.A.U. Book Shop, Nehru Library Bldg., H.A.U., Hissar (Haryana).
- 167 The Asstt. Collector, Central Excise & Customs, Dhubri.
- 168 The Asstt. Collector, Central Excise, Cuttack (Orissa).
- 169 The Asstt. Collector, Central Excise, Varanasi (U.P.).
- 170 The Asstt. Collector, Central Excise & Customs, Rourkela.
- 171 The Asstt. Collector (Hqrs.), Central Excise, New Excise Bldg., Churchgate, Bombay-400020.
- 172 The Asstt. Collector (Hqrs.), Central Excise, Bhubaneswar (Orissa).
- 173 The Asstt. Collector (Hqrs.), Central Excise, Allahabad.
- 174 The Asstt. Collector (Hqrs.), Customs & Central Excise, Cochin-11.
- 175 The Dy. Collector of Central Excise, Coimbatore-18.
- 176 The Asstt. Collector, Central Excise Division, Sitapur.
- 177 The Asstt. Collector of Central Excise & Customs, Sambalpur.
- 178 The Asstt. Collector (Hqrs.), Central Excise, Kanpur.
- 179 The Asstt. Collector, Central Customs & Excise, Jorhat.
- 180 The Asstt. Collector (Hqrs.), Central Excise, Patna, C/o Collectorate of Central Excise & Customs, Patna.
- 181 The Asstt. Collector of Customs, Custom House, New Kandla, New Kandla.
- 1 S/s Education Enterprise Private Ltd., Kathmandu (Nepal)
- 2 S/s Aktiebolgat, C.E. Fritzes Kungl, Hovbokhandel, Fredsgation-2, box 1656, Stockholm 16 (Sweden).
- 3 Reise-und-Ver Kohresverlage Stutt Gart, Post 730, Gutonleergstrlee 21, Stuttgart Nr. 11245 Stuttgart, den (Germany West).
- 4 SPS Book Centre, Lakshmi Mansion, 49, The Mall, Lahore (Pakistan).
- 5 S/s Draghi Ranchi International Booksellers, Via Cavour, T-9-11, 35000 Padova, ITALY.
- 6 S/s Wepf & Co., Booksellers, English Deptt. EISENGASSE 15 BASEL, SWITZERLAND.
- 7 Otto HARRASSOWITZ, BUCHHANDIUNG UND ANTIQUARIAL, 6200, WISESBADEN, TAUNUSTRA, GERMANY.
- 8 S/s A. ASHER & CO., N.V. KEIZERSGRACHT 526, AMSTERDAM. C. (HOLLAND).
- 9 S/s SWETS & ZEITLINGER N.V. 471 & 487 KEIZERSGRACHT, AMSTERDAM (HOLLAND).
- 10 M.F. VON PIERS, RECHITRACT 62, EINDOVEN (HOLLAND).
- 11 H.K. LOWIS & Co. Ltd., 136 GOWER STREET, LONDON, W.C. 1.
- 12 HERBERT WILLSON LTD., BOOKSELLERS & SUB AGENTS 161 BOROUGH HIGH STREET, LONDON S.E.1. (ENGLAND).
- 13 BUCH UND ZEITACHRIFREN, M.B.H.I-IND-EXPORT CROSSO UND, KONNISSI ONBUSCH HANDLING INTERNATION VERLAGSA-USLIEFLERUNDENM, HAMBART (GERMANY).
- 14 S/s STORE NORDISKE VIDENSKABOGHANDEL REMERSGADE 27 DK 1362 COPENHANGEN K. (DENMARK).
- 15 THE EX-LIBRIS, BUCHHANDEISGELLSCHAFF, HARINNON OSWOLD & CO., K.G. FRANKFURT MAIN (GERMANY).
- 16 D.R. LUDWIG HANTASCHEL UNIVERSITATAS-BUCHHANDLUNG, 34, COTTINGEN (GERMANY).
- 17 OTTO KOELITZ ANTIQUAIAT 624 KOENIGSTING TAUNUS, RERRNWALDSTR-6 (W. GERMANY).
- 18 ASIA LIBRARY SERVICE, 1841, 69th AVENYES, CALIFORNIA (U.S.A.).
- 19 PUBLISHING AND DISTRIBUTING CO. LTD., MITRE HOUSE, 177, REGENT STREET, LONDON W.I.
- 20 REISE-U-VERK EHRVERLAG 7 STUTTGART-VAIHINGEN, POSTFAH-80-0830, HOSIGWIESENS-TR-25 (GERMANY).
- 21 ARTHUR PROBSTHAIN ORIENTAL BOOK SELLERS & PUBLISHER, 41, GREAT RUSSEL STREET (LONDON W.C.I.).
- 22 INDEPENDENT PUBLISHING CO., 38 KENNINGTON LANGE, LONDON S.E. II.
- 23 INTER CONTINENTAL MARKETING CORPORATION, TOKYO, JAPAN.
- 24 FRITZER KUNGL HOVBOKHONDAL AB, STOCKHOLEN, 16/SWEDEN.
- 25 Ratna Pustak Bhandar, Bhotahity, Kathmandu (Nepal).
- 26 Stechert Macmillan Inc., 7250, West Field Avenue, New York 08110.

LIST OF AGENTS FOR THE SALE OF GOVT. OF INDIA PUBLICATIONS AS ON 25TH NOVEMBER, 1976 (RAILWAY BOOKSTALL HOLDERS)

- 1 S/s A.H. Wheeler & Co., 15, Elgin Road, Allahabad.
- 2 S/s Higginbothams & Co. Ltd., Mount Road, Madras.
- 3 S/s Gaholt Bros., K.E.M. Road, Bikaner.